

Community PROFILE

Village of Almena Barron County, Wisconsin

DEMOGRAPHICS

POPULATION

	2010	2022*
Village of Almena	677	742
Barron County	45,870	46,919
State of Wisconsin	5,686,986	5,949,155

Source: U.S. Census *Estimate

HOUSING

Number of Housing Units 2017-2021

Village of Almena	374
Barron County	23,744
State of Wisconsin	2,748,274

Source: U.S. Census, 2021 American Community Survey 5-Year Estimates

2017-2021 Median Value of:	Owner-Occ. Units	Gross Rent
Village of Almena	\$90,600	\$683
Barron County	\$163,400	\$770
State of Wisconsin	\$230,700	\$921

Source: U.S. Census, 2021 American Community Survey 5-Year Estimates

ECONOMY

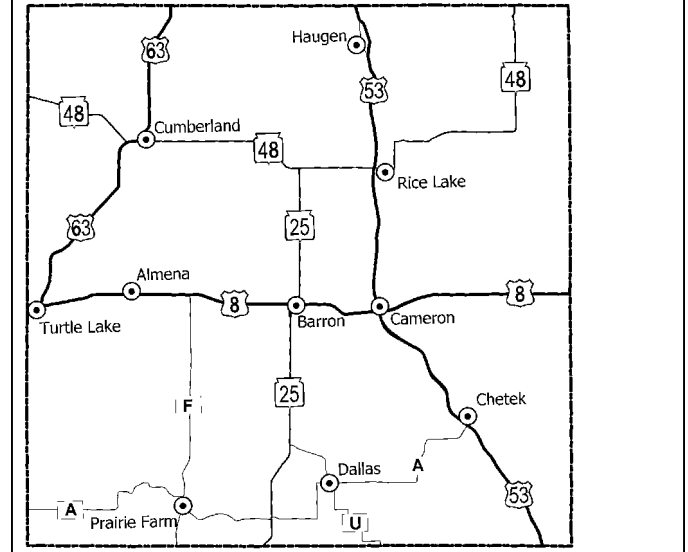
COUNTY EMPLOYMENT BY INDUSTRY - 2017-2021

Industry	Employees
Agriculture/Forestry/Fishing/Hunting/Mining	1,118
Construction	1,546
Manufacturing	4,571
Transportation and Warehousing, and Utilities	1,038
Information	143
Wholesale Trade	452
Retail Trade	2,794
Finance/Insurance/Real Estate/Rental/Leasing	992
Services	9,235
Public Administration	655
TOTAL EMPLOYMENT	22,544

Source: U.S. Census, 2021 American Community Survey 5-Year Estimates

EMPLOYMENT TRENDS

	2017	2021
Barron Co. Labor Force	24,774	24,374
Barron Co. Employed	23,916	23,434
Barron Co. Unemployed	858	940
Barron Co. Unemployment Rate	3.5%	3.9%
Wisconsin Unemployment Rate	3.3%	3.8%
U.S. Unemployment Rate	4.4%	5.3%



ECONOMY con't

2021 WAGES

Occupation	Mean	Median
Bartenders	\$10.59	\$10.70
Bookkeeping/Accounting/Audit Clerk	19.74	18.45
Cashiers	12.26	13.23
Nursing Assistants	16.04	16.56
Office Clerk, General	17.73	17.60
Physical Therapists	43.04	45.96
Secretary/Administrative Assistant	28.38	28.87
Tellers	15.70	14.26
Truck Drivers, Heavy/Tractor Trailer	23.56	23.01
Welder/Cutter/Solderer/Brazer	22.74	22.72

Source: Bureau of Labor Statistics, May 2021

INCOME (PER CAPITA)

	2019	2020	2021
Barron County	\$50,289	\$53,375	\$56,898
State of Wisconsin	\$52,893	\$55,941	\$59,626
United States	\$56,250	\$59,765	\$64,143

Source: U.S. Dept. of Commerce, Bureau of Economic Analysis

INFRASTRUCTURE

TRANSPORTATION

MAJOR HIGHWAYS

Highway Type	Name	Distance to Nearest
State Highways	25, 48	9 miles
U.S. Highways	8	0 miles
Interstate Highways	I-94	44 miles

RAIL SERVICE

Provider(s)	Canadian National
--------------------	-------------------

AIR SERVICE

Local Air Service

Nearest Local Airport	Barron Municipal
Airport Classification	Small General Aviation
Miles to Airport	9

Scheduled Air Service

Nearest Airport	Chippewa Valley Reg. Airport
Miles to Airport	55
Airline Service(s)	United, Sun Country

UTILITIES

Electric Provider Barron Electric Coop

Natural Gas Provider Wisconsin Gas Co.

Telephone Provider Mosaic Telecom
Fiber Optics Yes

Water Provider Municipal
Number of Wells 2
Total Well Capacity 760,800 YPD
Equipment Type Electric
Fluoridated No
Total Elevated Storage 100,000 gallons

Waste Water Provider Municipal
Monthly Design Flow 143,000 GPD
Monthly Average Daily Flow 38,583 GPD
Year Facility Constructed 1978

REAL ESTATE AND TAXATION

REAL ESTATE EQUALIZED VALUES*

	2020	2021	2022
Village of Almena	\$33	\$35	\$42
Barron County	\$4,609	\$4,938	\$5,716
State of Wisconsin	\$603,039	\$644,326	\$734,924

* NOTE: Equalized values for communities expressed in millions of dollars; Chippewa Falls/Eau Claire/Hudson/ Menomonie/River Falls/County/State in billions of dollars.

TAXATION-2021

Local Property Taxes

Effective Full Value Rate (per \$1,000)	\$17.46
Machinery, Equip and Inventory Tax	Exempt
Real and Personal Property Full Value	\$35,399,600

County Taxes

Sales Tax	0.5%
-----------	------

State Taxes

Sales Tax	5.0%
Corporate Income Tax	7.9%
Personal Income Tax	3.54 - 7.65%
Capital Gains Tax	30-60% exempt

INSTITUTIONS

EDUCATION

Vocational/Technical

Nearest VoTech	WITC
Location of VoTech	Rice Lake
Miles to VoTech	22

University

Nearest University	UW-Rice Lake - Barron Co.
Miles to University	22

HEALTH CARE

Hospital

Nearest Hospital	Barron or Cumberland
Miles to Hospital	9

CONTACTS

LOCAL CONTACT

Kim Bauer, Clerk
Village of Almena
131 Soo Ave. E., PO Box 277
Almena, WI 54805
715-357-6600

COUNTY CONTACT

Dave Armstrong, Director
Barron County EDC
335 E. Monroe Ave., Room 23
Barron, WI 54812
800-529-4148

REGIONAL CONTACT

WEST CENTRAL WISCONSIN REGIONAL PLANNING COMMISSION

800 Wisconsin Street, Mail Box 9
Eau Claire, WI 54703-3606
Phone: 715-836-2918
Fax: 715-836-2886
EMail: wcvrpc@wcvrpc.org
Internet: <http://www.wcvrpc.org>



Updated March 2023

Community PROFILE

City of Barron Barron County, Wisconsin

DEMOGRAPHICS

POPULATION

	2010	2022*
City of Barron	3,423	3,685
Barron County	45,870	46,919
State of Wisconsin	5,686,986	5,949,155

Source: U.S. Census *Estimate

HOUSING

Number of Housing Units 2017-2021

City of Barron	1,522
Barron County	23,744
State of Wisconsin	2,748,274

Source: U.S. Census, 2021 American Community Survey 5-Year Estimates

2017-2021 Median Value of:	Owner-Occ. Units	Gross Rent
City of Barron	\$93,600	\$592
Barron County	\$163,400	\$770
State of Wisconsin	\$230,700	\$921

Source: U.S. Census, 2021 American Community Survey 5-Year Estimates

ECONOMY

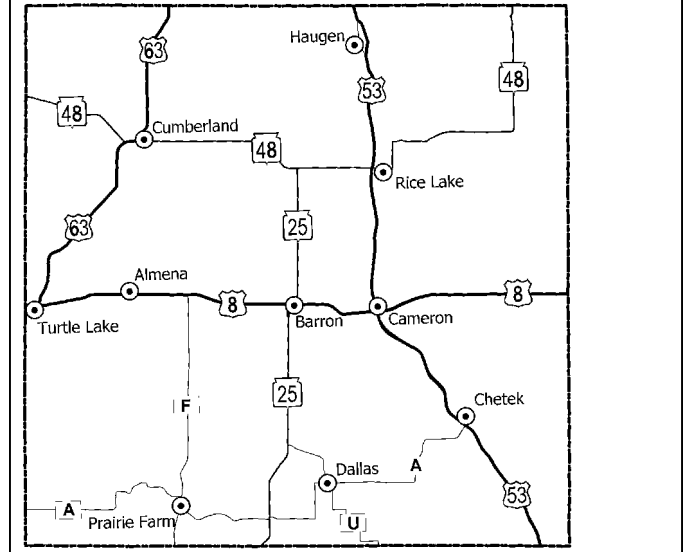
COUNTY EMPLOYMENT BY INDUSTRY - 2017-2021

Industry	Employees
Agriculture/Forestry/Fishing/Hunting/Mining	1,118
Construction	1,546
Manufacturing	4,571
Transportation and Warehousing, and Utilities	1,038
Information	143
Wholesale Trade	452
Retail Trade	2,794
Finance/Insurance/Real Estate/Rental/Leasing	992
Services	9,235
Public Administration	655
TOTAL EMPLOYMENT	22,544

Source: U.S. Census, 2021 American Community Survey 5-Year Estimates

EMPLOYMENT TRENDS

	2017	2021
Barron Co. Labor Force	24,774	24,374
Barron Co. Employed	23,916	23,434
Barron Co. Unemployed	858	940
Barron Co. Unemployment Rate	3.5%	3.9%
Wisconsin Unemployment Rate	3.3%	3.8%
U.S. Unemployment Rate	4.4%	5.3%



ECONOMY con't

2021 WAGES

Occupation	Mean	Median
Bartenders	\$10.59	\$10.70
Bookkeeping/Accting/Audit Clerk	19.74	18.45
Cashiers	12.26	13.23
Nursing Assistants	16.04	16.56
Office Clerk, General	17.73	17.60
Physical Therapists	43.04	45.96
Secretary/Administrative Assistant	28.38	28.87
Tellers	15.70	14.26
Truck Drivers, Heavy/Tractor Trailer	23.56	23.01
Welder/Cutter/Solderer/Brazer	22.74	22.72

Source: Bureau of Labor Statistics, May 2021

INCOME (PER CAPITA)

	2019	2020	2021
Barron County	\$50,289	\$53,375	\$56,898
State of Wisconsin	\$52,893	\$55,941	\$59,626
United States	\$56,250	\$59,765	\$64,143

Source: U.S. Dept. of Commerce, Bureau of Economic Analysis

INFRASTRUCTURE

TRANSPORTATION

MAJOR HIGHWAYS

Highway Type	Name	Distance to Nearest
State Highways	25	0 miles
U.S. Highways	8	0 miles
Interstate Highways	I-94	37 miles

RAIL SERVICE

Provider(s)	Canadian National
-------------	-------------------

AIR SERVICE

Local Air Service

Nearest Local Airport	Barron Municipal
Airport Classification	Small General Aviation
Miles to Airport	0

Scheduled Air Service

Nearest Airport	Chippewa Valley Reg. Airport
Miles to Airport	60
Airline Service(s)	United, Sun Country

UTILITIES

Electric Provider	Municipal
Natural Gas Provider	Wisconsin Gas Co.
Telephone Provider	CenturyLink
Fiber Optics	Yes
Water Provider	Municipal
Number of Wells	4
Total Well Capacity	4,896,000 YPD
Equipment Type	Electric
Fluoridated	No
Total Elevated Storage	700,000 gallons
Waste Water Provider	Municipal
Monthly Design Flow	1,300,000 GPD
Monthly Average Daily Flow	505,833 GPD
Year Facility Constructed	1982

REAL ESTATE AND TAXATION

REAL ESTATE EQUALIZED VALUES*

	2020	2021	2022
City of Barron	\$142	\$160	\$179
Barron County	\$4,609	\$4,938	\$5,716
State of Wisconsin	\$603,039	\$644,326	\$734,924

* NOTE: Equalized values for communities expressed in millions of dollars; Chippewa Falls/Eau Claire/Hudson/ Menomonie/River Falls/County/State in billions of dollars.

TAXATION-2021

Local Property Taxes

Effective Full Value Rate (per \$1,000)	\$24.07
Machinery, Equip and Inventory Tax	Exempt
Real and Personal Property Full Value	\$166,664,200

County Taxes

Sales Tax	0.5%
-----------	------

State Taxes

Sales Tax	5.0%
Corporate Income Tax	7.9%
Personal Income Tax	3.54 - 7.65%
Capital Gains Tax	30-60% exempt

INSTITUTIONS

EDUCATION

Vocational/Technical

Nearest VoTech	WITC
Location of VoTech	Rice Lake
Miles to VoTech	13

University

Nearest University	UW-Rice Lake - Barron Co.
Miles to University	13

HEALTH CARE

Hospital

Nearest Hospital	Barron
Miles to Hospital	0

CONTACTS

LOCAL CONTACT

Liz Jacobson, Administrator
City of Barron
1456 E. LaSalle Ave., PO Box
Barron, WI 54812
715-537-5631

COUNTY CONTACT

Dave Armstrong, Director
Barron County EDC
335 E. Monroe Ave., Room 23
Barron, WI 54812
800-529-4148

REGIONAL CONTACT

WEST CENTRAL WISCONSIN REGIONAL PLANNING COMMISSION

800 Wisconsin Street, Mail Box 9
Eau Claire, WI 54703-3606
Phone: 715-836-2918
Fax: 715-836-2886
EMail: wcvrpc@wcvrpc.org
Internet: <http://www.wcvrpc.org>



Updated March 2023

Community PROFILE

Village of Cameron

Barron County, Wisconsin

DEMOGRAPHICS

POPULATION

	2010	2022*
Village of Cameron	1,783	1,871
Barron County	45,870	46,919
State of Wisconsin	5,686,986	5,949,155

Source: U.S. Census *Estimate

HOUSING

Number of Housing Units 2017-2021

Village of Cameron	800
Barron County	23,744
State of Wisconsin	2,748,274

Source: U.S. Census, 2021 American Community Survey 5-Year Estimates

2017-2021 Median Value of: Owner-Occ. Units Gross Rent

Village of Cameron	\$128,300	\$818
Barron County	\$163,400	\$770
State of Wisconsin	\$230,700	\$921

Source: U.S. Census, 2021 American Community Survey 5-Year Estimates

ECONOMY

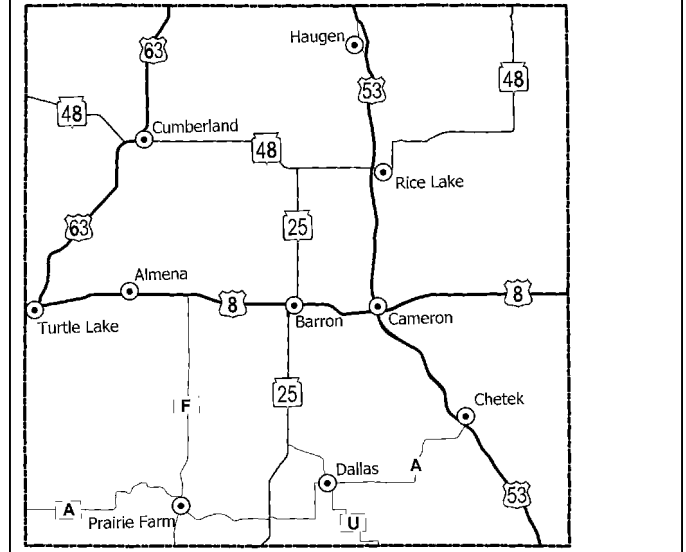
COUNTY EMPLOYMENT BY INDUSTRY - 2017-2021

Industry	Employees
Agriculture/Forestry/Fishing/Hunting/Mining	1,118
Construction	1,546
Manufacturing	4,571
Transportation and Warehousing, and Utilities	1,038
Information	143
Wholesale Trade	452
Retail Trade	2,794
Finance/Insurance/Real Estate/Rental/Leasing	992
Services	9,235
Public Administration	655
TOTAL EMPLOYMENT	22,544

Source: U.S. Census, 2021 American Community Survey 5-Year Estimates

EMPLOYMENT TRENDS

	2017	2021
Barron Co. Labor Force	24,774	24,374
Barron Co. Employed	23,916	23,434
Barron Co. Unemployed	858	940
Barron Co. Unemployment Rate	3.5%	3.9%
Wisconsin Unemployment Rate	3.3%	3.8%
U.S. Unemployment Rate	4.4%	5.3%



ECONOMY con't

2021 WAGES

Occupation	Mean	Median
Bartenders	\$10.59	\$10.70
Bookkeeping/Accounting/Audit Clerk	19.74	18.45
Cashiers	12.26	13.23
Nursing Assistants	16.04	16.56
Office Clerk, General	17.73	17.60
Physical Therapists	43.04	45.96
Secretary/Administrative Assistant	28.38	28.87
Tellers	15.70	14.26
Truck Drivers, Heavy/Tractor Trailer	23.56	23.01
Welder/Cutter/Solderer/Brazer	22.74	22.72

Source: Bureau of Labor Statistics, May 2021

INCOME (PER CAPITA)

	2019	2020	2021
Barron County	\$50,289	\$53,375	\$56,898
State of Wisconsin	\$52,893	\$55,941	\$59,626
United States	\$56,250	\$59,765	\$64,143

Source: U.S. Dept. of Commerce, Bureau of Economic Analysis

INFRASTRUCTURE

TRANSPORTATION

MAJOR HIGHWAYS

Highway Type	Name	Distance to Nearest
State Highways	25, 48	7 miles
U.S. Highways	8, 53	0 miles
Interstate Highways	I-94	45 miles

RAIL SERVICE

Provider(s)	Canadian National
-------------	-------------------

AIR SERVICE

Local Air Service

Nearest Local Airport	Rice Lake Regional-Carl's Field
Airport Classification	Large General Aviation
Miles to Airport	6

Scheduled Air Service

Nearest Airport	Chippewa Valley Reg. Airport
Miles to Airport	48
Airline Service(s)	United, Sun Country

UTILITIES

Electric Provider Barron Electric Coop

Natural Gas Provider Wisconsin Gas Co.

Telephone Provider Mosaic Telecom
Fiber Optics Yes

Water Provider Municipal
Number of Wells 2
Total Well Capacity 196,447 YPD
Equipment Type Electric
Fluoridated n/a
Total Elevated Storage 300,000 gallons

Waste Water Provider Municipal
Monthly Design Flow 1,300,000 GPD
Monthly Average Daily Flow 505,833 GPD
Year Facility Constructed 1982

REAL ESTATE AND TAXATION

REAL ESTATE EQUALIZED VALUES*

	2020	2021	2022
Village of Cameron	\$119	\$134	\$153
Barron County	\$4,609	\$4,938	\$5,716
State of Wisconsin	\$603,039	\$644,326	\$734,924

* NOTE: Equalized values for communities expressed in millions of dollars; Chippewa Falls/Eau Claire/Hudson/ Menomonie/River Falls/County/State in billions of dollars.

TAXATION-2021

Local Property Taxes

Effective Full Value Rate (per \$1,000)	\$19.44
Machinery, Equip and Inventory Tax	Exempt
Real and Personal Property Full Value	\$137,041,400

County Taxes

Sales Tax	0.5%
-----------	------

State Taxes

Sales Tax	5.0%
Corporate Income Tax	7.9%
Personal Income Tax	3.54 - 7.65%
Capital Gains Tax	30-60% exempt

INSTITUTIONS

EDUCATION

Vocational/Technical

Nearest VoTech	WITC
Location of VoTech	Rice Lake
Miles to VoTech	7

University

Nearest University	UW-Rice Lake - Barron Co.
Miles to University	7

HEALTH CARE

Hospital

Nearest Hospital	Rice Lake
Miles to Hospital	7

CONTACTS

LOCAL CONTACT

Roger Olson, Clerk
Village of Cameron
300 N. 1st St., PO Box 387
Cameron, WI 54822
715-458-2117

COUNTY CONTACT

Dave Armstrong, Director
Barron County EDC
335 E. Monroe Ave., Room 23
Barron, WI 54812
800-529-4148

REGIONAL CONTACT

WEST CENTRAL WISCONSIN REGIONAL PLANNING COMMISSION

800 Wisconsin Street, Mail Box 9
Eau Claire, WI 54703-3606
Phone: 715-836-2918
Fax: 715-836-2886
EMail: wcvrpc@wcvrpc.org
Internet: <http://www.wcvrpc.org>



Updated March 2023

Community PROFILE

City of Chetek Barron County, Wisconsin

DEMOGRAPHICS

POPULATION

	2010	2022*
City of Chetek	2,221	2,166
Barron County	45,870	46,919
State of Wisconsin	5,686,986	5,949,155

Source: U.S. Census *Estimate

HOUSING

Number of Housing Units 2017-2021

City of Chetek	1,068
Barron County	23,744
State of Wisconsin	2,748,274

Source: U.S. Census, 2021 American Community Survey 5-Year Estimates

2017-2021 Median Value of: Owner-Occ. Units Gross Rent

City of Chetek	\$125,200	\$863
Barron County	\$163,400	\$770
State of Wisconsin	\$230,700	\$921

Source: U.S. Census, 2021 American Community Survey 5-Year Estimates

ECONOMY

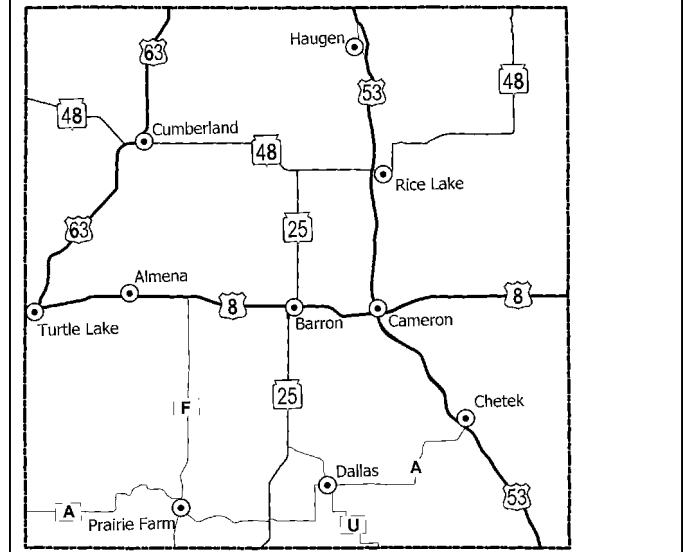
COUNTY EMPLOYMENT BY INDUSTRY - 2017-2021

Industry	Employees
Agriculture/Forestry/Fishing/Hunting/Mining	1,118
Construction	1,546
Manufacturing	4,571
Transportation and Warehousing, and Utilities	1,038
Information	143
Wholesale Trade	452
Retail Trade	2,794
Finance/Insurance/Real Estate/Rental/Leasing	992
Services	9,235
Public Administration	655
TOTAL EMPLOYMENT	22,544

Source: U.S. Census, 2021 American Community Survey 5-Year Estimates

EMPLOYMENT TRENDS

	2017	2021
Barron Co. Labor Force	24,774	24,374
Barron Co. Employed	23,916	23,434
Barron Co. Unemployed	858	940
Barron Co. Unemployment Rate	3.5%	3.9%
Wisconsin Unemployment Rate	3.3%	3.8%
U.S. Unemployment Rate	4.4%	5.3%



ECONOMY con't

2021 WAGES

Occupation	Mean	Median
Bartenders	\$10.59	\$10.70
Bookkeeping/Accounting/Audit Clerk	19.74	18.45
Cashiers	12.26	13.23
Nursing Assistants	16.04	16.56
Office Clerk, General	17.73	17.60
Physical Therapists	43.04	45.96
Secretary/Administrative Assistant	28.38	28.87
Tellers	15.70	14.26
Truck Drivers, Heavy/Tractor Trailer	23.56	23.01
Welder/Cutter/Solderer/Brazer	22.74	22.72

Source: Bureau of Labor Statistics, May 2021

INCOME (PER CAPITA)

	2019	2020	2021
Barron County	\$50,289	\$53,375	\$56,898
State of Wisconsin	\$52,893	\$55,941	\$59,626
United States	\$56,250	\$59,765	\$64,143

Source: U.S. Dept. of Commerce, Bureau of Economic Analysis

INFRASTRUCTURE

TRANSPORTATION

MAJOR HIGHWAYS

Highway Type	Name	Distance to Nearest
State Highways	25	7 miles
U.S. Highways	53	0 miles
Interstate Highways	I-94	40 miles

RAIL SERVICE

Provider(s)	Wisconsin Northern
--------------------	--------------------

AIR SERVICE

Local Air Service

Nearest Local Airport	Chetek Municipal-Southworth
Airport Classification	Medium General Aviation
Miles to Airport	0

Scheduled Air Service

Nearest Airport	Chippewa Valley Reg. Airport
Miles to Airport	45
Airline Service(s)	United, Sun Country

UTILITIES

Electric Provider Barron Electric Coop

Natural Gas Provider Wisconsin Gas Co.

Telephone Provider CenturyLink
Fiber Optics Yes

Water Provider Municipal
Number of Wells 2
Total Well Capacity 223,271 YPD
Equipment Type Electric
Fluoridated No
Total Elevated Storage 500,000 gallons

Waste Water Provider Municipal
Monthly Design Flow 385,000 GPD
Monthly Average Daily Flow 330,200 GPD
Year Facility Constructed 1985/1998

REAL ESTATE AND TAXATION

REAL ESTATE EQUALIZED VALUES*

	2020	2021	2022
City of Chetek	\$165	\$173	\$188
Barron County	\$4,609	\$4,938	\$5,716
State of Wisconsin	\$603,039	\$644,326	\$734,924

* NOTE: Equalized values for communities expressed in millions of dollars; Chippewa Falls/Eau Claire/Hudson/ Menomonie/River Falls/County/State in billions of dollars.

TAXATION-2021

Local Property Taxes

Effective Full Value Rate (per \$1,000)	\$18.89
Machinery, Equip and Inventory Tax	Exempt
Real and Personal Property Full Value	\$177,601,300

County Taxes

Sales Tax	0.5%
-----------	------

State Taxes

Sales Tax	5.0%
Corporate Income Tax	7.9%
Personal Income Tax	3.54 - 7.65%
Capital Gains Tax	30-60% exempt

INSTITUTIONS

EDUCATION

Vocational/Technical

Nearest VoTech	WITC
Location of VoTech	Rice Lake
Miles to VoTech	14

University

Nearest University	UW-Rice Lake - Barron Co.
Miles to University	14

HEALTH CARE

Hospital

Nearest Hospital	Barron or Rice Lake
Miles to Hospital	15

CONTACTS

LOCAL CONTACT

Carmen Newman, Clerk
City of Chetek
220 Stout St., PO Box 194
Chetek, WI 54728-0194
715-924-4838

COUNTY CONTACT

Dave Armstrong, Director
Barron County EDC
335 E. Monroe Ave., Room 23
Barron, WI 54812
800-529-4148

REGIONAL CONTACT

WEST CENTRAL WISCONSIN REGIONAL PLANNING COMMISSION

800 Wisconsin Street, Mail Box 9
Eau Claire, WI 54703-3606
Phone: 715-836-2918
Fax: 715-836-2886
EMail: wcvrpc@wcvrpc.org
Internet: <http://www.wcvrpc.org>



Updated March 2023

Community PROFILE

City of Cumberland Barron County, Wisconsin

DEMOGRAPHICS

POPULATION

	2010	2022*
City of Cumberland	2,170	2,267
Barron County	45,870	46,919
State of Wisconsin	5,686,986	5,949,155

Source: U.S. Census *Estimate

HOUSING

Number of Housing Units 2017-2021

City of Cumberland	1,217
Barron County	23,744
State of Wisconsin	2,748,274

Source: U.S. Census, 2021 American Community Survey 5-Year Estimates

2017-2021 Median Value of:	Owner-Occ. Units	Gross Rent
City of Cumberland	\$132,100	\$763
Barron County	\$163,400	\$770
State of Wisconsin	\$230,700	\$921

Source: U.S. Census, 2021 American Community Survey 5-Year Estimates

ECONOMY

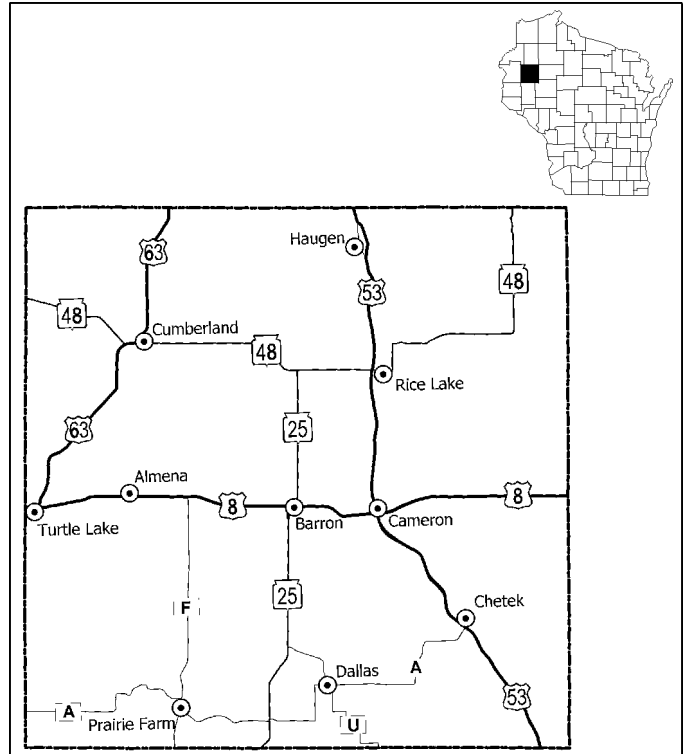
COUNTY EMPLOYMENT BY INDUSTRY - 2017-2021

Industry	Employees
Agriculture/Forestry/Fishing/Hunting/Mining	1,118
Construction	1,546
Manufacturing	4,571
Transportation and Warehousing, and Utilities	1,038
Information	143
Wholesale Trade	452
Retail Trade	2,794
Finance/Insurance/Real Estate/Rental/Leasing	992
Services	9,235
Public Administration	655
TOTAL EMPLOYMENT	22,544

Source: U.S. Census, 2021 American Community Survey 5-Year Estimates

EMPLOYMENT TRENDS

	2017	2021
Barron Co. Labor Force	24,774	24,374
Barron Co. Employed	23,916	23,434
Barron Co. Unemployed	858	940
Barron Co. Unemployment Rate	3.5%	3.9%
Wisconsin Unemployment Rate	3.3%	3.8%
U.S. Unemployment Rate	4.4%	5.3%



ECONOMY con't

2021 WAGES

Occupation	Mean	Median
Bartenders	\$10.59	\$10.70
Bookkeeping/Accounting/Audit Clerk	19.74	18.45
Cashiers	12.26	13.23
Nursing Assistants	16.04	16.56
Office Clerk, General	17.73	17.60
Physical Therapists	43.04	45.96
Secretary/Administrative Assistant	28.38	28.87
Tellers	15.70	14.26
Truck Drivers, Heavy/Tractor Trailer	23.56	23.01
Welder/Cutter/Solderer/Brazer	22.74	22.72

Source: Bureau of Labor Statistics, May 2021

INCOME (PER CAPITA)

	2019	2020	2021
Barron County	\$50,289	\$53,375	\$56,898
State of Wisconsin	\$52,893	\$55,941	\$59,626
United States	\$56,250	\$59,765	\$64,143

Source: U.S. Dept. of Commerce, Bureau of Economic Analysis

INFRASTRUCTURE

TRANSPORTATION

MAJOR HIGHWAYS

Highway Type	Name	Distance to Nearest
State Highways	48	0 miles
U.S. Highways	63	0 miles
Interstate Highways	I-94	48 miles

RAIL SERVICE

Provider(s)	None
-------------	------

AIR SERVICE

Local Air Service

Nearest Local Airport	Cumberland Municipal
Airport Classification	Medium General Aviation
Miles to Airport	2

Scheduled Air Service

Nearest Airport	Chippewa Valley Reg. Airport
Miles to Airport	70
Airline Service(s)	United, Sun Country

UTILITIES

Electric Provider	Municipal
Natural Gas Provider	Wisconsin Gas Co.
Telephone Provider	CenturyLink
Fiber Optics	Yes
Water Provider	Municipal
Number of Wells	4
Total Well Capacity	442,227 YPD
Equipment Type	Electric
Fluoridated	n/a
Total Elevated Storage	600,000 gallons
Waste Water Provider	Municipal
Monthly Design Flow	400,000 GPD
Monthly Average Daily Flow	200,000 GPD
Year Facility Constructed	1982

REAL ESTATE AND TAXATION

REAL ESTATE EQUALIZED VALUES*

	2020	2021	2022
City of Cumberland	\$191	\$212	\$259
Barron County	\$4,609	\$4,938	\$5,716
State of Wisconsin	\$603,039	\$644,326	\$734,924

* NOTE: Equalized values for communities expressed in millions of dollars; Chippewa Falls/Eau Claire/Hudson/ Menomonie/River Falls/County/State in billions of dollars.

TAXATION-2021

Local Property Taxes

Effective Full Value Rate (per \$1,000)	\$21.42
Machinery, Equip and Inventory Tax	Exempt
Real and Personal Property Full Value	\$216,818,900

County Taxes

Sales Tax	0.5%
-----------	------

State Taxes

Sales Tax	5.0%
Corporate Income Tax	7.9%
Personal Income Tax	3.54 - 7.65%
Capital Gains Tax	30-60% exempt

INSTITUTIONS

EDUCATION

Vocational/Technical

Nearest VoTech	WITC
Location of VoTech	Rice Lake
Miles to VoTech	14

University

Nearest University	UW-Rice Lake - Barron Co.
Miles to University	14

HEALTH CARE

Hospital

Nearest Hospital	Cumberland
Miles to Hospital	0

CONTACTS

LOCAL CONTACT

Kim Rieper, Clerk
City of Cumberland
950 1st Avenue
Cumberland, WI 54829
715-822-2752

COUNTY CONTACT

Dave Armstrong, Director
Barron County EDC
335 E. Monroe Ave., Room 23
Barron, WI 54812
800-529-4148

REGIONAL CONTACT

WEST CENTRAL WISCONSIN REGIONAL PLANNING COMMISSION

800 Wisconsin Street, Mail Box 9
Eau Claire, WI 54703-3606
Phone: 715-836-2918
Fax: 715-836-2886
EMail: wcvrpc@wcvrpc.org
Internet: <http://www.wcvrpc.org>



Updated March 2023

Community PROFILE

Village of Dallas Barron County, Wisconsin

DEMOGRAPHICS

POPULATION

	2010	2022*
Village of Dallas	409	358
Barron County	45,870	46,919
State of Wisconsin	5,686,986	5,949,155

Source: U.S. Census *Estimate

HOUSING

Number of Housing Units 2017-2021

Village of Dallas	146
Barron County	23,744
State of Wisconsin	2,748,274

Source: U.S. Census, 2021 American Community Survey 5-Year Estimates

2017-2021 Median Value of:	Owner-Occ. Units	Gross Rent
Village of Dallas	\$96,700	\$711
Barron County	\$163,400	\$770
State of Wisconsin	\$230,700	\$921

Source: U.S. Census, 2021 American Community Survey 5-Year Estimates

ECONOMY

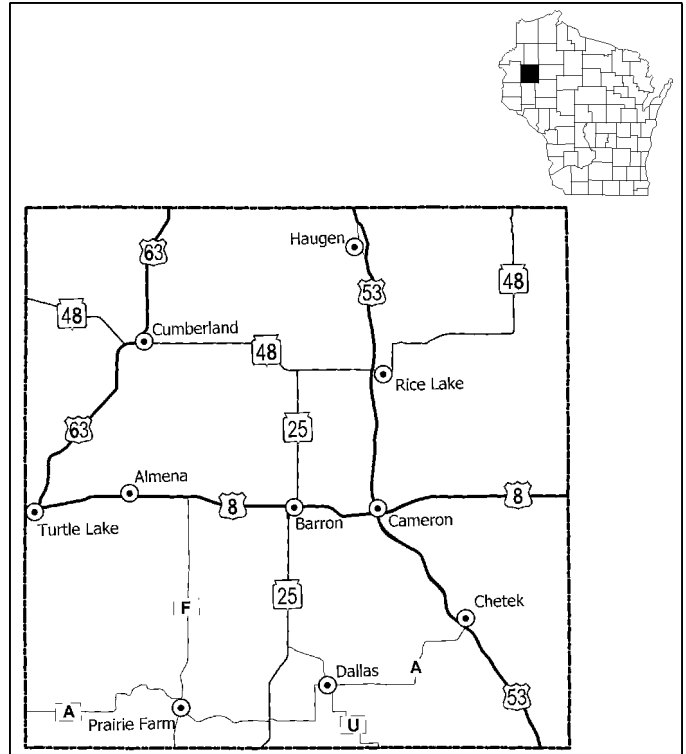
COUNTY EMPLOYMENT BY INDUSTRY - 2017-2021

Industry	Employees
Agriculture/Forestry/Fishing/Hunting/Mining	1,118
Construction	1,546
Manufacturing	4,571
Transportation and Warehousing, and Utilities	918
Information	143
Wholesale Trade	452
Retail Trade	2,794
Finance/Insurance/Real Estate/Rental/Leasing	992
Services	9,235
Public Administration	655
TOTAL EMPLOYMENT	22,544

Source: U.S. Census, 2021 American Community Survey 5-Year Estimates

EMPLOYMENT TRENDS

	2017	2021
Barron Co. Labor Force	24,774	24,374
Barron Co. Employed	23,916	23,434
Barron Co. Unemployed	858	940
Barron Co. Unemployment Rate	3.5%	3.9%
Wisconsin Unemployment Rate	3.3%	3.8%
U.S. Unemployment Rate	4.4%	5.3%



ECONOMY con't

2021 WAGES

Occupation	Mean	Median
Bartenders	\$10.59	\$10.70
Bookkeeping/Accounting/Audit Clerk	19.74	18.45
Cashiers	12.26	13.23
Nursing Assistants	16.04	16.56
Office Clerk, General	17.73	17.60
Physical Therapists	43.04	45.96
Secretary/Administrative Assistant	28.38	28.87
Tellers	15.70	14.26
Truck Drivers, Heavy/Tractor Trailer	23.56	23.01
Welder/Cutter/Solderer/Brazer	22.74	22.72

Source: Bureau of Labor Statistics, May 2021

INCOME (PER CAPITA)

	2019	2020	2021
Barron County	\$50,289	\$53,375	\$56,898
State of Wisconsin	\$52,893	\$55,941	\$59,626
United States	\$56,250	\$59,765	\$64,143

Source: U.S. Dept. of Commerce, Bureau of Economic Analysis

INFRASTRUCTURE

TRANSPORTATION

MAJOR HIGHWAYS

Highway Type	Name	Distance to Nearest
State Highways	25	4 miles
U.S. Highways	553	9 miles
Interstate Highways	I-94	25 miles

RAIL SERVICE

Provider(s)	None
-------------	------

AIR SERVICE

Local Air Service

Nearest Local Airport	Chetek Municipal-Southworth
Airport Classification	Medium General Aviation
Miles to Airport	10

Scheduled Air Service

Nearest Airport	Chippewa Valley Reg. Airport
Miles to Airport	46
Airline Service(s)	United, Sun Country

UTILITIES

Electric Provider Barron Electric Coop

Natural Gas Provider Wisconsin Gas Co.

Telephone Provider Mosaic Telecom
Fiber Optics Yes

Water Provider Municipal
Number of Wells 2
Total Well Capacity 460,800 YPD
Equipment Type Electric
Fluoridated No
Total Elevated Storage 85,000 gallons

Waste Water Provider Municipal
Monthly Design Flow 100,000 GPD
Monthly Average Daily Flow 32,867 GPD
Year Facility Constructed 1979

REAL ESTATE AND TAXATION

REAL ESTATE EQUALIZED VALUES*

	2020	2021	2022
Village of Dallas	\$16	\$18	\$21
Barron County	\$4,609	\$4,938	\$5,716
State of Wisconsin	\$603,039	\$644,326	\$734,924

* NOTE: Equalized values for communities expressed in millions of dollars; Chippewa Falls/Eau Claire/Hudson/ Menomonie/River Falls/County/State in billions of dollars.

TAXATION-2021

Local Property Taxes

Effective Full Value Rate (per \$1,000)	\$18.43
Machinery, Equip and Inventory Tax	Exempt
Real and Personal Property Full Value	\$17,654,100

County Taxes

Sales Tax	0.5%
-----------	------

State Taxes

Sales Tax	5.0%
Corporate Income Tax	7.9%
Personal Income Tax	3.54 - 7.65%
Capital Gains Tax	30-60% exempt

INSTITUTIONS

EDUCATION

Vocational/Technical

Nearest VoTech	WITC
Location of VoTech	Rice Lake
Miles to VoTech	21

University

Nearest University	UW-Rice Lake - Barron Co.
Miles to University	21

HEALTH CARE

Hospital

Nearest Hospital	Barron
Miles to Hospital	10

CONTACTS

LOCAL CONTACT

Lucille Guibord, Clerk
Village of Dallas
PO Box 84
Dallas, WI 54733
715-837-1437

COUNTY CONTACT

Dave Armstrong, Director
Barron County EDC
335 E. Monroe Ave., Room 23
Barron, WI 54812
800-529-4148

REGIONAL CONTACT

WEST CENTRAL WISCONSIN REGIONAL PLANNING COMMISSION

800 Wisconsin Street, Mail Box 9
Eau Claire, WI 54703-3606
Phone: 715-836-2918
Fax: 715-836-2886
EMail: wcvrpc@wcvrpc.org
Internet: <http://www.wcvrpc.org>



Updated March 2023

Community PROFILE

Village of Haugen Barron County, Wisconsin

DEMOGRAPHICS

POPULATION

	2010	2022*
Village of Haugen	287	266
Barron County	45,870	46,919
State of Wisconsin	5,686,986	5,949,155

Source: U.S. Census *Estimate

HOUSING

Number of Housing Units 2017-2021

Village of Haugen	150
Barron County	23,744
State of Wisconsin	2,748,274

Source: U.S. Census, 2021 American Community Survey 5-Year Estimates

2017-2021 Median Value of:	Owner-Occ. Units	Gross Rent
Village of Haugen	\$104,200	\$483
Barron County	\$163,400	\$770
State of Wisconsin	\$230,700	\$921

Source: U.S. Census, 2021 American Community Survey 5-Year Estimates

ECONOMY

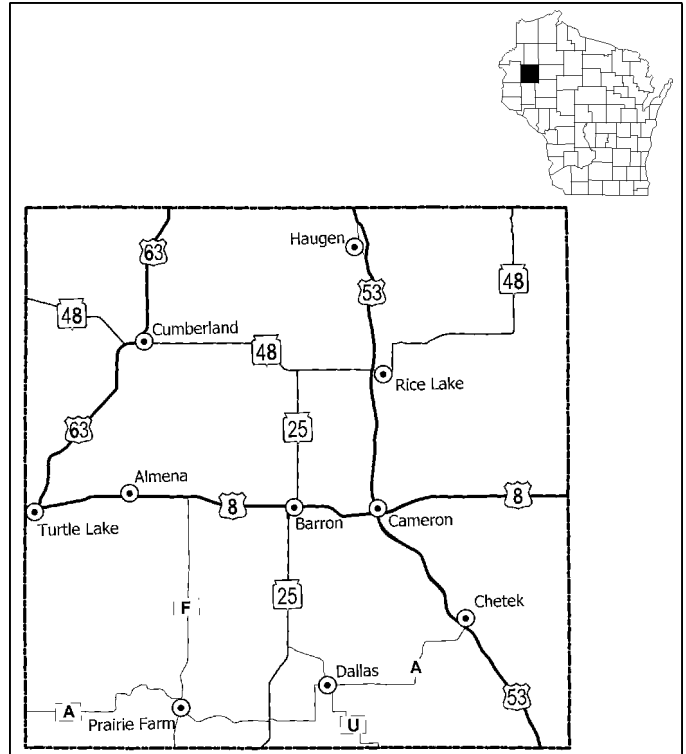
COUNTY EMPLOYMENT BY INDUSTRY - 2017-2021

Industry	Employees
Agriculture/Forestry/Fishing/Hunting/Mining	1,118
Construction	1,546
Manufacturing	4,571
Transportation and Warehousing, and Utilities	1,038
Information	143
Wholesale Trade	452
Retail Trade	2,794
Finance/Insurance/Real Estate/Rental/Leasing	992
Services	9,235
Public Administration	655
TOTAL EMPLOYMENT	22,544

Source: U.S. Census, 2021 American Community Survey 5-Year Estimates

EMPLOYMENT TRENDS

	2017	2021
Barron Co. Labor Force	24,774	24,374
Barron Co. Employed	23,916	23,434
Barron Co. Unemployed	858	940
Barron Co. Unemployment Rate	3.5%	3.9%
Wisconsin Unemployment Rate	3.3%	3.8%
U.S. Unemployment Rate	4.4%	5.3%



ECONOMY con't

2021 WAGES

Occupation	Mean	Median
Bartenders	\$10.59	\$10.70
Bookkeeping/Accting/Audit Clerk	19.74	18.45
Cashiers	12.26	13.23
Nursing Assistants	16.04	16.56
Office Clerk, General	17.73	17.60
Physical Therapists	43.04	45.96
Secretary/Administrative Assistant	28.38	28.87
Tellers	15.70	14.26
Truck Drivers, Heavy/Tractor Trailer	23.56	23.01
Welder/Cutter/Solderer/Brazer	22.74	22.72

Source: Bureau of Labor Statistics, May 2021

INCOME (PER CAPITA)

	2019	2020	2021
Barron County	\$50,289	\$53,375	\$56,898
State of Wisconsin	\$52,893	\$55,941	\$59,626
United States	\$56,250	\$59,765	\$64,143

Source: U.S. Dept. of Commerce, Bureau of Economic Analysis

INFRASTRUCTURE

TRANSPORTATION

MAJOR HIGHWAYS

Highway Type	Name	Distance to Nearest
State Highways	48	7 miles
U.S. Highways	53	1 miles
Interstate Highways	I-94	81 miles

RAIL SERVICE

Provider(s)	None
-------------	------

AIR SERVICE

Local Air Service

Nearest Local Airport	Rice Lake Regional-Carl's Field
Airport Classification	Large General Aviation
Miles to Airport	9

Scheduled Air Service

Nearest Airport	Chippewa Valley Reg. Airport
Miles to Airport	71
Airline Service(s)	United, Sun Country

UTILITIES

Electric Provider Barron Electric Coop

Natural Gas Provider Wisconsin Gas Co.

Telephone Provider CenturyLink
Fiber Optics Yes

Water Provider Municipal
Number of Wells 1
Total Well Capacity 140,000 YPD
Equipment Type Electric
Fluoridated No
Total Elevated Storage 50,000 gallons

Waste Water Provider Municipal
Monthly Design Flow 24,600 GPD
Monthly Average Daily Flow 12,500 GPD
Year Facility Constructed 1977

REAL ESTATE AND TAXATION

REAL ESTATE EQUALIZED VALUES*

	2020	2021	2022
Village of Haugen	\$17	\$17	\$18
Barron County	\$4,609	\$4,938	\$5,716
State of Wisconsin	\$603,039	\$644,326	\$734,924

* NOTE: Equalized values for communities expressed in millions of dollars; Chippewa Falls/Eau Claire/Hudson/ Menomonie/River Falls/County/State in billions of dollars.

TAXATION-2021

Local Property Taxes

Effective Full Value Rate (per \$1,000)	\$17.62
Machinery, Equip and Inventory Tax	Exempt
Real and Personal Property Full Value	\$17,591,300

County Taxes

Sales Tax	0.5%
-----------	------

State Taxes

Sales Tax	5.0%
Corporate Income Tax	7.9%
Personal Income Tax	3.54 - 7.65%
Capital Gains Tax	30-60% exempt

INSTITUTIONS

EDUCATION

Vocational/Technical

Nearest VoTech	WITC
Location of VoTech	Rice Lake
Miles to VoTech	7

University

Nearest University	UW-Rice Lake - Barron Co.
Miles to University	7

HEALTH CARE

Hospital

Nearest Hospital	Rice Lake
Miles to Hospital	7

CONTACTS

LOCAL CONTACT

Heather Long, Clerk
Village of Haugen
104 3rd Street, PO Box 234
Haugen, WI 54841
715-790-0451

COUNTY CONTACT

Dave Armstrong, Director
Barron County EDC
335 E. Monroe Ave., Room 23
Barron, WI 54812
800-529-4148

REGIONAL CONTACT

WEST CENTRAL WISCONSIN REGIONAL PLANNING COMMISSION

800 Wisconsin Street, Mail Box 9
Eau Claire, WI 54703-3606
Phone: 715-836-2918
Fax: 715-836-2886
EMail: wcvrpc@wcvrpc.org
Internet: <http://www.wcvrpc.org>



Updated March 2023

Community PROFILE

Village of Prairie Farm Barron County, Wisconsin

DEMOGRAPHICS

POPULATION

	2010	2022*
Village of Prairie Farm	473	498
Barron County	45,870	46,919
State of Wisconsin	5,686,986	5,949,155

Source: U.S. Census *Estimate

HOUSING

Number of Housing Units 2017-2021

Village of Prairie Farm	209
Barron County	23,744
State of Wisconsin	2,748,274

Source: U.S. Census, 2021 American Community Survey 5-Year Estimates

2017-2021 Median Value of:	Owner-Occ. Units	Gross Rent
Village of Prairie Farm	\$103,300	\$619
Barron County	\$163,400	\$770
State of Wisconsin	\$230,700	\$921

Source: U.S. Census, 2021 American Community Survey 5-Year Estimates

ECONOMY

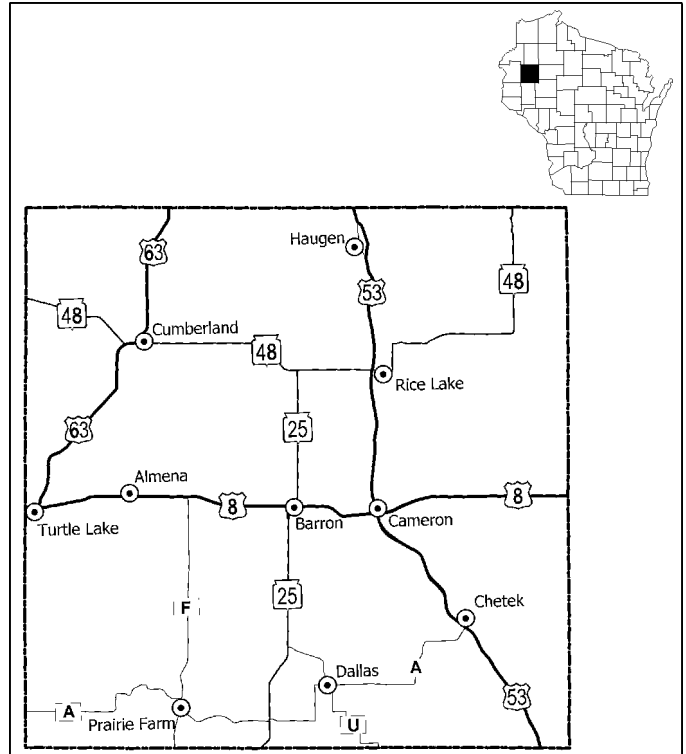
COUNTY EMPLOYMENT BY INDUSTRY - 2017-2021

Industry	Employees
Agriculture/Forestry/Fishing/Hunting/Mining	1,118
Construction	1,546
Manufacturing	4,571
Transportation and Warehousing, and Utilities	1,038
Information	143
Wholesale Trade	452
Retail Trade	2,794
Finance/Insurance/Real Estate/Rental/Leasing	992
Services	9,235
Public Administration	655
TOTAL EMPLOYMENT	22,544

Source: U.S. Census, 2021 American Community Survey 5-Year Estimates

EMPLOYMENT TRENDS

	2017	2021
Barron Co. Labor Force	24,774	24,374
Barron Co. Employed	23,916	23,434
Barron Co. Unemployed	858	940
Barron Co. Unemployment Rate	3.5%	3.9%
Wisconsin Unemployment Rate	3.3%	3.8%
U.S. Unemployment Rate	4.4%	5.3%



ECONOMY con't

2021 WAGES

Occupation	Mean	Median
Bartenders	\$10.59	\$10.70
Bookkeeping/Accounting/Audit Clerk	19.74	18.45
Cashiers	12.26	13.23
Nursing Assistants	16.04	16.56
Office Clerk, General	17.73	17.60
Physical Therapists	43.04	45.96
Secretary/Administrative Assistant	28.38	28.87
Tellers	15.70	14.26
Truck Drivers, Heavy/Tractor Trailer	23.56	23.01
Welder/Cutter/Solderer/Brazer	22.74	22.72

Source: Bureau of Labor Statistics, May 2021

INCOME (PER CAPITA)

	2019	2020	2021
Barron County	\$50,289	\$53,375	\$56,898
State of Wisconsin	\$52,893	\$55,941	\$59,626
United States	\$56,250	\$59,765	\$64,143

Source: U.S. Dept. of Commerce, Bureau of Economic Analysis

INFRASTRUCTURE

TRANSPORTATION

MAJOR HIGHWAYS

Highway Type	Name	Distance to Nearest
State Highways	25	4 miles
U.S. Highways	63	10 miles
Interstate Highways	I-94	23 miles

RAIL SERVICE

Provider(s)	None
-------------	------

AIR SERVICE

Local Air Service

Nearest Local Airport	Barron Municipal
Airport Classification	Small General Aviation
Miles to Airport	19

Scheduled Air Service

Nearest Airport	Chippewa Valley Reg. Airport
Miles to Airport	50
Airline Service(s)	United, Sun Country

UTILITIES

Electric Provider Barron Electric Coop

Natural Gas Provider None

Telephone Provider Mosaic Telecom
Fiber Optics Yes

Water Provider Private Wells

Number of Wells	n/a
Total Well Capacity	n/a
Equipment Type	
Fluoridated	n/a
Total Elevated Storage	n/a

Waste Water Provider Municipal

Monthly Design Flow	50,000 GPD
Monthly Average Daily Flow	31,833 GPD
Year Facility Constructed	1963

REAL ESTATE AND TAXATION

REAL ESTATE EQUALIZED VALUES*

	2020	2021	2022
Village of Prairie Farm	\$21	\$24	\$28
Barron County	\$4,609	\$4,938	\$5,716
State of Wisconsin	\$603,039	\$644,326	\$734,924

* NOTE: Equalized values for communities expressed in millions of dollars; Chippewa Falls/Eau Claire/Hudson/ Menomonie/River Falls/County/State in billions of dollars.

TAXATION-2021

Local Property Taxes

Effective Full Value Rate (per \$1,000)	\$15.39
Machinery, Equip and Inventory Tax	Exempt
Real and Personal Property Full Value	\$24,092,400

County Taxes

Sales Tax	0.5%
-----------	------

State Taxes

Sales Tax	5.0%
Corporate Income Tax	7.9%
Personal Income Tax	3.54 - 7.65%
Capital Gains Tax	30-60% exempt

INSTITUTIONS

EDUCATION

Vocational/Technical

Nearest VoTech	WITC
Location of VoTech	Rice Lake
Miles to VoTech	31

University

Nearest University	UW-Rice Lake - Barron Co.
Miles to University	31

HEALTH CARE

Hospital

Nearest Hospital	Barron
Miles to Hospital	17

CONTACTS

LOCAL CONTACT

Sherrie Siebert, Clerk
Village of Prairie Farm
115 N. River Ave., PO Box 74
Prairie Farm, WI 54762
715-455-1431

COUNTY CONTACT

Dave Armstrong, Director
Barron County EDC
335 E. Monroe Ave., Room 23
Barron, WI 54812
800-529-4148

REGIONAL CONTACT

WEST CENTRAL WISCONSIN REGIONAL PLANNING COMMISSION

800 Wisconsin Street, Mail Box 9
Eau Claire, WI 54703-3606
Phone: 715-836-2918
Fax: 715-836-2886
EMail: wccwrpc@wccwrpc.org
Internet: <http://www.wccwrpc.org>



Updated March 2023

Community PROFILE

City of Rice Lake Barron County, Wisconsin

DEMOGRAPHICS

POPULATION

	2010	2022*
City of Rice Lake	8,419	9,080
Barron County	45,870	46,919
State of Wisconsin	5,686,986	5,949,155

Source: U.S. Census *Estimate

HOUSING

Number of Housing Units 2017-2021

City of Rice Lake	4,163
Barron County	23,744
State of Wisconsin	2,748,274

Source: U.S. Census, 2021 American Community Survey 5-Year Estimates

2017-2021 Median Value of: Owner-Occ. Units Gross Rent

City of Rice Lake	\$152,200	\$781
Barron County	\$163,400	\$770
State of Wisconsin	\$230,700	\$921

Source: U.S. Census, 2021 American Community Survey 5-Year Estimates

ECONOMY

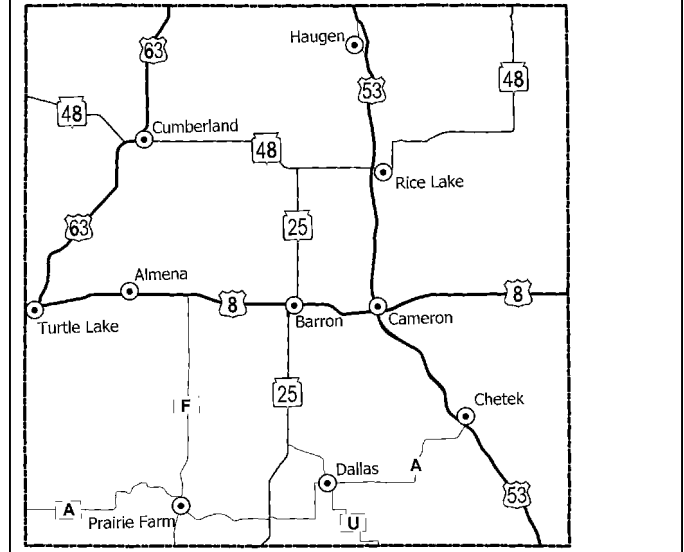
COUNTY EMPLOYMENT BY INDUSTRY - 2017-2021

Industry	Employees
Agriculture/Forestry/Fishing/Hunting/Mining	1,118
Construction	1,546
Manufacturing	4,571
Transportation and Warehousing, and Utilities	1,038
Information	143
Wholesale Trade	452
Retail Trade	2,794
Finance/Insurance/Real Estate/Rental/Leasing	992
Services	9,235
Public Administration	655
TOTAL EMPLOYMENT	22,544

Source: U.S. Census, 2021 American Community Survey 5-Year Estimates

EMPLOYMENT TRENDS

	2017	2021
Barron Co. Labor Force	24,774	24,374
Barron Co. Employed	23,916	23,434
Barron Co. Unemployed	858	940
Barron Co. Unemployment Rate	3.5%	3.9%
Wisconsin Unemployment Rate	3.3%	3.8%
U.S. Unemployment Rate	4.4%	5.3%



ECONOMY con't

2021 WAGES

Occupation	Mean	Median
Bartenders	\$10.59	\$10.70
Bookkeeping/Accting/Audit Clerk	19.74	18.45
Cashiers	12.26	13.23
Nursing Assistants	16.04	16.56
Office Clerk, General	17.73	17.60
Physical Therapists	43.04	45.96
Secretary/Administrative Assistant	28.38	28.87
Tellers	15.70	14.26
Truck Drivers, Heavy/Tractor Trailer	23.56	23.01
Welder/Cutter/Solderer/Brazer	22.74	22.72

Source: Bureau of Labor Statistics, May 2021

INCOME (PER CAPITA)

	2019	2020	2021
Barron County	\$50,289	\$53,375	\$56,898
State of Wisconsin	\$52,893	\$55,941	\$59,626
United States	\$56,250	\$59,765	\$64,143

Source: U.S. Dept. of Commerce, Bureau of Economic Analysis

INFRASTRUCTURE

TRANSPORTATION

MAJOR HIGHWAYS

Highway Type	Name	Distance to Nearest
State Highways	48	0 miles
U.S. Highways	53	1 miles
Interstate Highways	I-94	50 miles

RAIL SERVICE

Provider(s)	Canadian National
-------------	-------------------

AIR SERVICE

Local Air Service

Nearest Local Airport	Rice Lake Regional-Carl's Field
Airport Classification	Large General Aviation
Miles to Airport	1

Scheduled Air Service

Nearest Airport	Chippewa Valley Reg. Airport
Miles to Airport	60
Airline Service(s)	United, Sun Country

UTILITIES

Electric Provider	Municipal
Natural Gas Provider	Wisconsin Gas Co.
Telephone Provider	CenturyLink
Fiber Optics	Yes
Water Provider	Municipal
Number of Wells	4
Total Well Capacity	4,896,000 YPD
Equipment Type	Electric
Fluoridated	n/a
Total Elevated Storage	650,000 gallons
Waste Water Provider	Municipal
Monthly Design Flow	3,090,000 GPD
Monthly Average Daily Flow	1,032,000 GPD
Year Facility Constructed	1983

REAL ESTATE AND TAXATION

REAL ESTATE EQUALIZED VALUES*

	2020	2021	2022
City of Rice Lake	\$751	\$786	\$844
Barron County	\$4,609	\$4,938	\$5,716
State of Wisconsin	\$603,039	\$644,326	\$734,924

* NOTE: Equalized values for communities expressed in millions of dollars; Chippewa Falls/Eau Claire/Hudson/ Menomonie/River Falls/County/State in billions of dollars.

TAXATION-2021

Local Property Taxes

Effective Full Value Rate (per \$1,000)	\$22.88
Machinery, Equip and Inventory Tax	Exempt
Real and Personal Property Full Value	\$812,708,400

County Taxes

Sales Tax	0.5%
-----------	------

State Taxes

Sales Tax	5.0%
Corporate Income Tax	7.9%
Personal Income Tax	3.54 - 7.65%
Capital Gains Tax	30-60% exempt

INSTITUTIONS

EDUCATION

Vocational/Technical

Nearest VoTech	WITC
Location of VoTech	Rice Lake
Miles to VoTech	0

University

Nearest University	UW-Rice Lake - Barron Co.
Miles to University	0

HEALTH CARE

Hospital

Nearest Hospital	Rice Lake
Miles to Hospital	0

CONTACTS

LOCAL CONTACT

Curtis Snyder, Administrator
City of Rice Lake
30 E. Eau Claire Street
Rice Lake, WI 54868
715-234-7088

COUNTY CONTACT

Dave Armstrong, Director
Barron County EDC
335 E. Monroe Ave., Room 23
Barron, WI 54812
800-529-4148

REGIONAL CONTACT

WEST CENTRAL WISCONSIN REGIONAL PLANNING COMMISSION

800 Wisconsin Street, Mail Box 9
Eau Claire, WI 54703-3606
Phone: 715-836-2918
Fax: 715-836-2886
EMail: wcvrpc@wcvrpc.org
Internet: <http://www.wcvrpc.org>



Updated March 2023

Community PROFILE

Village of Turtle Lake Barron County, Wisconsin

DEMOGRAPHICS

POPULATION

	2010	2022*
Village of Turtle Lake	1,050	1,040
Barron County	45,870	46,919
State of Wisconsin	5,686,986	5,949,155

Source: U.S. Census *Estimate

HOUSING

Number of Housing Units 2017-2021

Village of Turtle Lake	497
Barron County	23,744
State of Wisconsin	2,748,274

Source: U.S. Census, 2021 American Community Survey 5-Year Estimates

2017-2021 Median Value of:	Owner-Occ. Units	Gross Rent
Village of Turtle Lake	\$112,000	\$679
Barron County	\$163,400	\$770
State of Wisconsin	\$230,700	\$921

Source: U.S. Census, 2021 American Community Survey 5-Year Estimates

ECONOMY

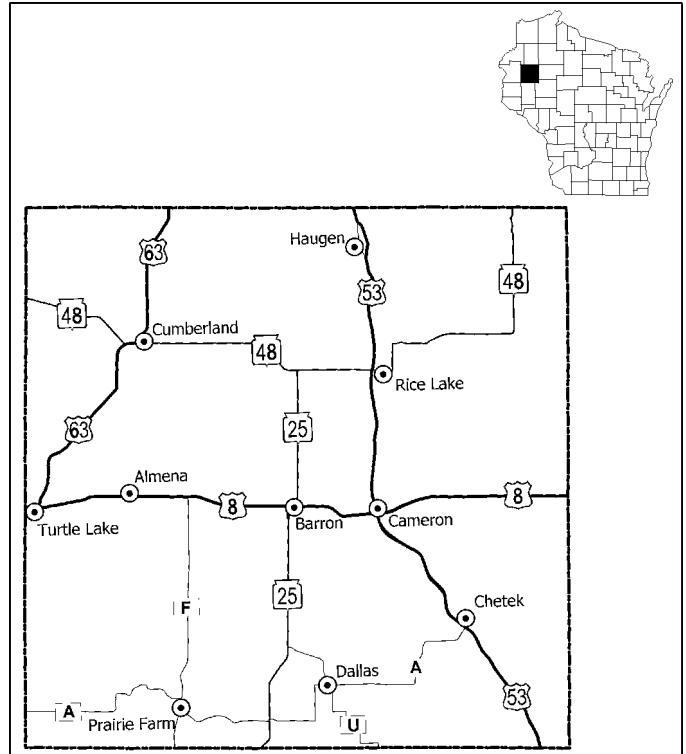
COUNTY EMPLOYMENT BY INDUSTRY - 2017-2021

Industry	Employees
Agriculture/Forestry/Fishing/Hunting/Mining	1,118
Construction	1,546
Manufacturing	4,571
Transportation and Warehousing, and Utilities	1,038
Information	143
Wholesale Trade	452
Retail Trade	2,794
Finance/Insurance/Real Estate/Rental/Leasing	992
Services	9,235
Public Administration	655
TOTAL EMPLOYMENT	22,544

Source: U.S. Census, 2021 American Community Survey 5-Year Estimates

EMPLOYMENT TRENDS

	2017	2021
Barron Co. Labor Force	24,774	24,374
Barron Co. Employed	23,916	23,434
Barron Co. Unemployed	858	940
Barron Co. Unemployment Rate	3.5%	3.9%
Wisconsin Unemployment Rate	3.3%	3.8%
U.S. Unemployment Rate	4.4%	5.3%



ECONOMY con't

2021 WAGES

Occupation	Mean	Median
Bartenders	\$10.59	\$10.70
Bookkeeping/Accounting/Audit Clerk	19.74	18.45
Cashiers	12.26	13.23
Nursing Assistants	16.04	16.56
Office Clerk, General	17.73	17.60
Physical Therapists	43.04	45.96
Secretary/Administrative Assistant	28.38	28.87
Tellers	15.70	14.26
Truck Drivers, Heavy/Tractor Trailer	23.56	23.01
Welder/Cutter/Solderer/Brazer	22.74	22.72

Source: Bureau of Labor Statistics, May 2021

INCOME (PER CAPITA)

	2019	2020	2021
Barron County	\$50,289	\$53,375	\$56,898
State of Wisconsin	\$52,893	\$55,941	\$59,626
United States	\$56,250	\$59,765	\$64,143

Source: U.S. Dept. of Commerce, Bureau of Economic Analysis

INFRASTRUCTURE

TRANSPORTATION

MAJOR HIGHWAYS

Highway Type	Name	Distance to Nearest
State Highways	48	11 miles
U.S. Highways	8, 63	0 miles
Interstate Highways	I-94	40 miles

RAIL SERVICE

Provider(s)	None
-------------	------

AIR SERVICE

Local Air Service

Nearest Local Airport	Cumberland Municipal Airport
Airport Classification	Medium General Aviation
Miles to Airport	12

Scheduled Air Service

Nearest Airport	Chippewa Valley Reg. Airport
Miles to Airport	65
Airline Service(s)	United, Sun Country

UTILITIES

Electric Provider Barron Electric Coop

Natural Gas Provider Wisconsin Gas Co.

Telephone Provider CenturyLink
Fiber Optics Yes

Water Provider Municipal
Number of Wells 2
Total Well Capacity 1,440,000 YPD
Equipment Type Electric
Fluoridated No
Total Elevated Storage 350,000 gallons

Waste Water Provider Municipal
Monthly Design Flow 423,000 GPD
Monthly Average Daily Flow 241,500 GPD
Year Facility Constructed 1984

REAL ESTATE AND TAXATION

REAL ESTATE EQUALIZED VALUES*

	2020	2021	2022
Village of Turtle Lake	\$85	\$90	\$103
Barron County	\$4,609	\$4,938	\$5,716
State of Wisconsin	\$603,039	\$644,326	\$734,924

* NOTE: Equalized values for communities expressed in millions of dollars; Chippewa Falls/Eau Claire/Hudson/ Menomonie/River Falls/County/State in billions of dollars.

TAXATION-2021

Local Property Taxes

Effective Full Value Rate (per \$1,000)	\$18.76
Machinery, Equip and Inventory Tax	Exempt
Real and Personal Property Full Value	\$96,375,500

County Taxes

Sales Tax	0.5%
-----------	------

State Taxes

Sales Tax	5.0%
Corporate Income Tax	7.9%
Personal Income Tax	3.54 - 7.65%
Capital Gains Tax	30-60% exempt

INSTITUTIONS

EDUCATION

Vocational/Technical

Nearest VoTech	WITC
Location of VoTech	Rice Lake
Miles to VoTech	27

University

Nearest University	UW-Rice Lake - Barron Co.
Miles to University	27

HEALTH CARE

Hospital

Nearest Hospital	Cumberland
Miles to Hospital	12

CONTACTS

LOCAL CONTACT

Karen Jenkinson, Clerk
Village of Turtle Lake
114 Martin Ave., PO Box 11
Turtle Lake, WI 54889
715-986-2241

COUNTY CONTACT

Dave Armstrong, Director
Barron County EDC
335 E. Monroe Ave., Room 23
Barron, WI 54812
800-529-4148

REGIONAL CONTACT

WEST CENTRAL WISCONSIN REGIONAL PLANNING COMMISSION

800 Wisconsin Street, Mail Box 9
Eau Claire, WI 54703-3606
Phone: 715-836-2918
Fax: 715-836-2886
EMail: wccwrpc@wccwrpc.org
Internet: <http://www.wccwrpc.org>



Updated March 2023