

Community PROFILE

City of Altoona Eau Claire County, Wisconsin

DEMOGRAPHICS

POPULATION

| | 2010 | 2022* |
|--------------------|-----------|-----------|
| City of Altoona | 6,706 | 9,149 |
| Eau Claire County | 98,736 | 108,019 |
| State of Wisconsin | 5,686,986 | 5,949,155 |

Source: U.S. Census *Estimate

HOUSING

Number of Housing Units 2017-2021

| | |
|--------------------|-----------|
| City of Altoona | 3,305 |
| Eau Claire County | 44,765 |
| State of Wisconsin | 2,748,274 |

Source: U.S. Census, 2021 American Community Survey 5-Year Estimates

2017-2021 Median Value of: Owner-Occ. Units Gross Rent

| | | |
|--------------------|-----------|-------|
| City of Altoona | \$155,500 | \$790 |
| Eau Claire County | \$195,200 | \$848 |
| State of Wisconsin | \$230,700 | \$921 |

Source: U.S. Census, 2021 American Community Survey 5-Year Estimates

ECONOMY

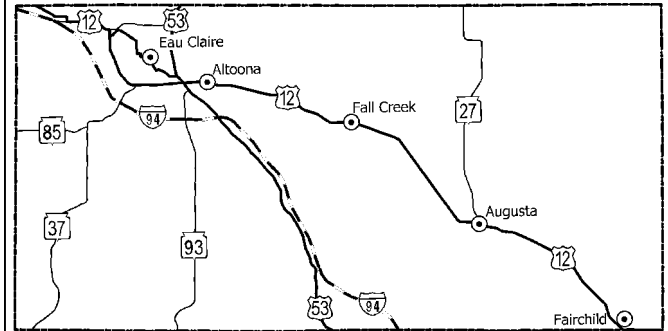
COUNTY EMPLOYMENT BY INDUSTRY - 2017-2021

| Industry | Employees |
|---|---------------|
| Agriculture/Forestry/Fishing/Hunting/Mining | 882 |
| Construction | 2,172 |
| Manufacturing | 8,061 |
| Transportation and Warehousing, and Utilities | 3,443 |
| Information | 1,000 |
| Wholesale Trade | 1,146 |
| Retail Trade | 8,875 |
| Finance/Insurance/Real Estate/Rental/Leasing | 3,916 |
| Services | 26,363 |
| Public Administration | 1,504 |
| TOTAL EMPLOYMENT | 57,362 |

Source: U.S. Census, 2021 American Community Survey 5-Year Estimates

EMPLOYMENT TRENDS

| | 2017 | 2021 |
|----------------------------------|--------|--------|
| Eau Claire Co. Labor Force | 59,484 | 60,674 |
| Eau Claire Co. Employed | 57,765 | 58,133 |
| Eau Claire Co. Unemployed | 1,719 | 1,941 |
| Eau Claire Co. Unemployment Rate | 2.9% | 3.2% |
| Wisconsin Unemployment Rate | 3.3% | 3.8% |
| U.S. Unemployment Rate | 4.4% | 5.3% |



ECONOMY con't

2021 WAGES

| Occupation | Mean | Median |
|--------------------------------------|---------|--------|
| Bartenders | \$10.85 | \$9.03 |
| Bookkeeping/Accounting/Audit Clerk | 20.11 | 19.47 |
| Cashiers | 12.31 | 12.24 |
| Nursing Assistants | 15.43 | 14.28 |
| Office Clerk, General | 18.55 | 17.91 |
| Physical Therapists | 41.55 | 38.40 |
| Secretary/Administrative Assistant | 29.65 | 29.28 |
| Tellers | 16.55 | 17.05 |
| Truck Drivers, Heavy/Tractor Trailer | 23.52 | 22.54 |
| Welder/Cutter/Solderer/Brazer | 23.40 | 22.44 |

Source: Bureau of Labor Statistics, May 2021

INCOME (PER CAPITA)

| | 2019 | 2020 | 2021 |
|--------------------|----------|----------|----------|
| Eau Claire County | \$49,605 | \$52,528 | \$55,693 |
| State of Wisconsin | \$52,893 | \$55,941 | \$59,626 |
| United States | \$56,250 | \$59,765 | \$64,143 |

Source: U.S. Dept. of Commerce, Bureau of Economic Analysis

INFRASTRUCTURE

TRANSPORTATION

MAJOR HIGHWAYS

| Highway Type | Name | Distance to Nearest |
|---------------------|--------|---------------------|
| State Highways | 93 | 3 miles |
| U.S. Highways | 12, 53 | 0 miles |
| Interstate Highways | I-94 | 4 miles |

RAIL SERVICE

| Provider(s) | |
|-------------|---------------|
| | Union Pacific |

AIR SERVICE

Local Air Service

| | |
|------------------------|----------------------------------|
| Nearest Local Airport | Chippewa Valley Regional Airport |
| Airport Classification | Commercial Service |
| Miles to Airport | 6 |

Scheduled Air Service

| | |
|--------------------|------------------------------|
| Nearest Airport | Chippewa Valley Reg. Airport |
| Miles to Airport | 6 |
| Airline Service(s) | United, Sun Country |

UTILITIES

| | |
|-----------------------------|---------------------------|
| Electric Provider | Xcel Energy |
| Natural Gas Provider | Northern States Power Co. |
| Telephone Provider | AT & T |
| Fiber Optics | Yes |
| Water Provider | Municipal |
| Number of Wells | 6 |
| Total Well Capacity | 954,650 YPD |
| Equipment Type | Electric |
| Fluoridated | No |
| Total Elevated Storage | 1,000,000 gallons |
| Waste Water Provider | Municipal |
| Monthly Design Flow | 16,300,000 GPD |
| Monthly Average Daily Flow | 6,541,667 GPD |
| Year Facility Constructed | 1981 |

REAL ESTATE AND TAXATION

REAL ESTATE EQUALIZED VALUES*

| | 2020 | 2021 | 2022 |
|--------------------|-----------|-----------|-----------|
| City of Altoona | \$789 | \$886 | \$997 |
| Eau Claire County | \$9,677 | \$10,368 | \$11,571 |
| State of Wisconsin | \$603,039 | \$644,326 | \$734,924 |

* NOTE: Equalized values for communities expressed in millions of dollars; Chippewa Falls/Eau Claire/Hudson/ Menomonie/River Falls/County/State in billions of dollars.

TAXATION-2021

Local Property Taxes

| | |
|---|---------------|
| Effective Full Value Rate (per \$1,000) | \$19.56 |
| Machinery, Equip and Inventory Tax | Exempt |
| Real and Personal Property Full Value | \$902,693,200 |

County Taxes

| | |
|-----------|------|
| Sales Tax | 0.5% |
|-----------|------|

State Taxes

| | |
|----------------------|---------------|
| Sales Tax | 5.0% |
| Corporate Income Tax | 7.9% |
| Personal Income Tax | 3.54 - 7.65% |
| Capital Gains Tax | 30-60% exempt |

INSTITUTIONS

EDUCATION

Vocational/Technical

| | |
|--------------------|------------|
| Nearest VoTech | CVTC |
| Location of VoTech | Eau Claire |
| Miles to VoTech | 2 |

University

| | |
|---------------------|---------------|
| Nearest University | UW-Eau Claire |
| Miles to University | 2 |

HEALTH CARE

Hospital

| | |
|-------------------|------------|
| Nearest Hospital | Eau Claire |
| Miles to Hospital | 2 |

CONTACTS

LOCAL CONTACT

Michael Golat, Administrator
City of Altoona
1303 Lynn Avenue
Altoona, WI 54720
715-839-6092

COUNTY CONTACT

Luke Hanson, Director
Eau Claire Area EDC
PO Box 1108
Eau Claire, WI 54702-1108
715-834-0070

REGIONAL CONTACT

WEST CENTRAL WISCONSIN REGIONAL PLANNING COMMISSION

800 Wisconsin Street, Mail Box 9
Eau Claire, WI 54703-3606
Phone: 715-836-2918
Fax: 715-836-2886
EMail: wcvrpc@wcvrpc.org
Internet: <http://www.wcvrpc.org>



Updated March 2023

Community PROFILE

City of Augusta Eau Claire County, Wisconsin

DEMOGRAPHICS

POPULATION

| | 2010 | 2022* |
|--------------------|-----------|-----------|
| City of Augusta | 1,550 | 1,549 |
| Eau Claire County | 98,736 | 108,019 |
| State of Wisconsin | 5,686,986 | 5,949,155 |

Source: U.S. Census *Estimate

HOUSING

Number of Housing Units 2017-2021

| | |
|--------------------|-----------|
| City of Augusta | 671 |
| Eau Claire County | 44,765 |
| State of Wisconsin | 2,748,274 |

Source: U.S. Census, 2021 American Community Survey 5-Year Estimates

2017-2021 Median Value of: Owner-Occ. Units Gross Rent

| | | |
|--------------------|-----------|-------|
| City of Augusta | \$103,500 | \$698 |
| Eau Claire County | \$195,200 | \$848 |
| State of Wisconsin | \$230,700 | \$921 |

Source: U.S. Census, 2021 American Community Survey 5-Year Estimates

ECONOMY

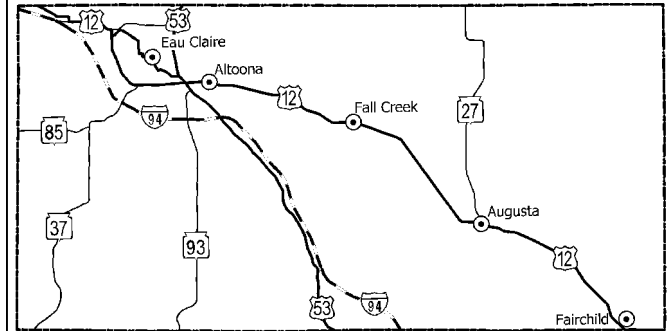
COUNTY EMPLOYMENT BY INDUSTRY - 2017-2021

| Industry | Employees |
|---|---------------|
| Agriculture/Forestry/Fishing/Hunting/Mining | 882 |
| Construction | 2,172 |
| Manufacturing | 8,061 |
| Transportation and Warehousing, and Utilities | 3,443 |
| Information | 1,000 |
| Wholesale Trade | 1,146 |
| Retail Trade | 8,875 |
| Finance/Insurance/Real Estate/Rental/Leasing | 3,916 |
| Services | 26,363 |
| Public Administration | 1,504 |
| TOTAL EMPLOYMENT | 57,362 |

Source: U.S. Census, 2021 American Community Survey 5-Year Estimates

EMPLOYMENT TRENDS

| | 2017 | 2021 |
|----------------------------------|--------|--------|
| Eau Claire Co. Labor Force | 59,484 | 60,674 |
| Eau Claire Co. Employed | 57,765 | 58,133 |
| Eau Claire Co. Unemployed | 1,719 | 1,941 |
| Eau Claire Co. Unemployment Rate | 2.9% | 3.2% |
| Wisconsin Unemployment Rate | 3.3% | 3.8% |
| U.S. Unemployment Rate | 4.4% | 5.3% |



ECONOMY con't

2021 WAGES

| Occupation | Mean | Median |
|--------------------------------------|---------|--------|
| Bartenders | \$10.85 | \$9.03 |
| Bookkeeping/Accting/Audit Clerk | 20.11 | 19.47 |
| Cashiers | 12.31 | 12.24 |
| Nursing Assistants | 15.43 | 14.28 |
| Office Clerk, General | 18.55 | 17.91 |
| Physical Therapists | 41.55 | 38.40 |
| Secretary/Administrative Assistant | 29.65 | 29.28 |
| Tellers | 16.55 | 17.05 |
| Truck Drivers, Heavy/Tractor Trailer | 23.52 | 22.54 |
| Welder/Cutter/Solderer/Brazer | 23.40 | 22.44 |

Source: Bureau of Labor Statistics, May 2021

INCOME (PER CAPITA)

| | 2019 | 2020 | 2021 |
|--------------------|----------|----------|----------|
| Eau Claire County | \$49,605 | \$52,528 | \$55,693 |
| State of Wisconsin | \$52,893 | \$55,941 | \$59,626 |
| United States | \$56,250 | \$59,765 | \$64,143 |

Source: U.S. Dept. of Commerce, Bureau of Economic Analysis

INFRASTRUCTURE

TRANSPORTATION

MAJOR HIGHWAYS

| Highway Type | Name | Distance to Nearest |
|---------------------|------|---------------------|
| State Highways | 27 | 0 miles |
| U.S. Highways | 12 | 0 miles |
| Interstate Highways | I-94 | 10 miles |

RAIL SERVICE

| | |
|-------------|---------------|
| Provider(s) | Union Pacific |
|-------------|---------------|

AIR SERVICE

Local Air Service

| | |
|------------------------|----------------------------------|
| Nearest Local Airport | Chippewa Valley Regional Airport |
| Airport Classification | Commercial Service |
| Miles to Airport | 25 |

Scheduled Air Service

| | |
|--------------------|------------------------------|
| Nearest Airport | Chippewa Valley Reg. Airport |
| Miles to Airport | 25 |
| Airline Service(s) | United, Sun Country |

UTILITIES

| | |
|-----------------------------|-------------------|
| Electric Provider | Xcel Energy |
| Natural Gas Provider | Wisconsin Gas Co. |
| Telephone Provider | CenturyLink |
| Fiber Optics | Yes |
| Water Provider | Municipal |
| Number of Wells | 4 |
| Total Well Capacity | 1,598,400 YPD |
| Equipment Type | Electric/Propane |
| Fluoridated | No |
| Total Elevated Storage | 1,336,000 gallons |
| Waste Water Provider | Municipal |
| Monthly Design Flow | 333,600 GPD |
| Monthly Average Daily Flow | 176,667 GPD |
| Year Facility Constructed | 1979 |

REAL ESTATE AND TAXATION

REAL ESTATE EQUALIZED VALUES*

| | 2020 | 2021 | 2022 |
|--------------------|-----------|-----------|-----------|
| City of Augusta | \$91 | \$89 | \$102 |
| Eau Claire County | \$9,677 | \$10,368 | \$11,571 |
| State of Wisconsin | \$603,039 | \$644,326 | \$734,924 |

* NOTE: Equalized values for communities expressed in millions of dollars; Chippewa Falls/Eau Claire/Hudson/ Menomonie/River Falls/County/State in billions of dollars.

TAXATION-2021

Local Property Taxes

| | |
|---|--------------|
| Effective Full Value Rate (per \$1,000) | \$19.90 |
| Machinery, Equip and Inventory Tax | Exempt |
| Real and Personal Property Full Value | \$96,543,600 |

County Taxes

| | |
|-----------|------|
| Sales Tax | 0.5% |
|-----------|------|

State Taxes

| | |
|----------------------|---------------|
| Sales Tax | 5.0% |
| Corporate Income Tax | 7.9% |
| Personal Income Tax | 3.54 - 7.65% |
| Capital Gains Tax | 30-60% exempt |

INSTITUTIONS

EDUCATION

Vocational/Technical

| | |
|--------------------|------------|
| Nearest VoTech | CVTC |
| Location of VoTech | Eau Claire |
| Miles to VoTech | 25 |

University

| | |
|---------------------|---------------|
| Nearest University | UW-Eau Claire |
| Miles to University | 25 |

HEALTH CARE

Hospital

| | |
|-------------------|------------|
| Nearest Hospital | Eau Claire |
| Miles to Hospital | 25 |

CONTACTS

LOCAL CONTACT

Cynthia Anderegg, Clerk
City of Augusta
145 W. Lincoln, PO Box 475
Augusta, WI 54722
715-286-2555

COUNTY CONTACT

Luke Hanson, Director
Eau Claire Area EDC
PO Box 1108
Eau Claire, WI 54702-1108
715-834-0070

REGIONAL CONTACT

WEST CENTRAL WISCONSIN REGIONAL PLANNING COMMISSION

800 Wisconsin Street, Mail Box 9
Eau Claire, WI 54703-3606
Phone: 715-836-2918
Fax: 715-836-2886
EMail: wcvrpc@wcvrpc.org
Internet: <http://www.wcvrpc.org>



Updated March 2023

Community PROFILE

City of Eau Claire Eau Claire County, Wisconsin

DEMOGRAPHICS

POPULATION

| | 2010 | 2022* |
|--------------------|-----------|-----------|
| City of Eau Claire | 65,931 | 70,587 |
| Eau Claire County | 98,736 | 108,019 |
| State of Wisconsin | 5,686,986 | 5,949,155 |

Source: U.S. Census *Estimate

HOUSING

Number of Housing Units 2017-2021

| | |
|--------------------|-----------|
| City of Eau Claire | 28,931 |
| Eau Claire County | 44,765 |
| State of Wisconsin | 2,748,274 |

Source: U.S. Census, 2021 American Community Survey 5-Year Estimates

2017-2021 Median Value of: Owner-Occ. Units Gross Rent

| | | |
|--------------------|-----------|-------|
| City of Eau Claire | \$146,200 | \$815 |
| Eau Claire County | \$195,200 | \$848 |
| State of Wisconsin | \$230,700 | \$921 |

Source: U.S. Census, 2021 American Community Survey 5-Year Estimates

ECONOMY

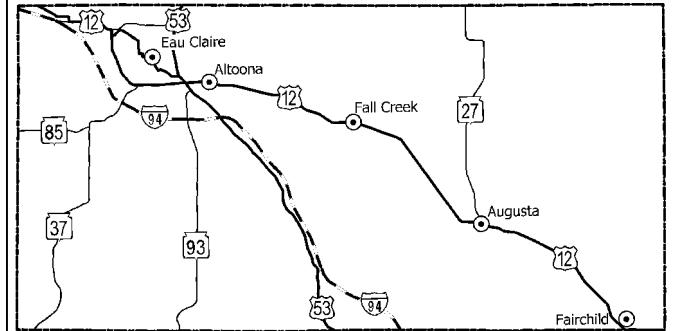
COUNTY EMPLOYMENT BY INDUSTRY - 2017-2021

| Industry | Employees |
|---|---------------|
| Agriculture/Forestry/Fishing/Hunting/Mining | 882 |
| Construction | 2,172 |
| Manufacturing | 8,061 |
| Transportation and Warehousing, and Utilities | 3,443 |
| Information | 1,000 |
| Wholesale Trade | 1,146 |
| Retail Trade | 8,875 |
| Finance/Insurance/Real Estate/Rental/Leasing | 3,916 |
| Services | 26,363 |
| Public Administration | 1,504 |
| TOTAL EMPLOYMENT | 57,362 |

Source: U.S. Census, 2021 American Community Survey 5-Year Estimates

EMPLOYMENT TRENDS

| | 2017 | 2021 |
|----------------------------------|--------|--------|
| Eau Claire Co. Labor Force | 59,484 | 60,674 |
| Eau Claire Co. Employed | 57,765 | 58,133 |
| Eau Claire Co. Unemployed | 1,719 | 1,941 |
| Eau Claire Co. Unemployment Rate | 2.9% | 3.2% |
| Wisconsin Unemployment Rate | 3.3% | 3.8% |
| U.S. Unemployment Rate | 4.4% | 5.3% |



ECONOMY con't

2021 WAGES

| Occupation | Mean | Median |
|--------------------------------------|---------|--------|
| Bartenders | \$10.85 | \$9.03 |
| Bookkeeping/Accting/Audit Clerk | 20.11 | 19.47 |
| Cashiers | 12.31 | 12.24 |
| Nursing Assistants | 15.43 | 14.28 |
| Office Clerk, General | 18.55 | 17.91 |
| Physical Therapists | 41.55 | 38.40 |
| Secretary/Administrative Assistant | 29.65 | 29.28 |
| Tellers | 16.55 | 17.05 |
| Truck Drivers, Heavy/Tractor Trailer | 23.52 | 22.54 |
| Welder/Cutter/Solderer/Brazer | 23.40 | 22.44 |

Source: Bureau of Labor Statistics, May 2021

INCOME (PER CAPITA)

| | 2019 | 2020 | 2021 |
|--------------------|----------|----------|----------|
| Eau Claire County | \$49,605 | \$52,528 | \$55,693 |
| State of Wisconsin | \$52,893 | \$55,941 | \$59,626 |
| United States | \$56,250 | \$59,765 | \$64,143 |

Source: U.S. Dept. of Commerce, Bureau of Economic Analysis

INFRASTRUCTURE

TRANSPORTATION

MAJOR HIGHWAYS

| Highway Type | Name | Distance to Nearest |
|---------------------|---------------------|---------------------|
| State Highways | 29, 37, 85, 93, 124 | 0 miles |
| U.S. Highways | 12, 53 | 0 miles |
| Interstate Highways | I-94 | 1 miles |

RAIL SERVICE

| Provider(s) | |
|-------------|---------------|
| | Union Pacific |

AIR SERVICE

Local Air Service

| | |
|------------------------|----------------------------------|
| Nearest Local Airport | Chippewa Valley Regional Airport |
| Airport Classification | Commercial Service |
| Miles to Airport | 0 |

Scheduled Air Service

| | |
|--------------------|------------------------------|
| Nearest Airport | Chippewa Valley Reg. Airport |
| Miles to Airport | 0 |
| Airline Service(s) | United, Sun Country |

UTILITIES

| | |
|-----------------------------|---------------------------|
| Electric Provider | Xcel Energy |
| Natural Gas Provider | Northern States Power Co. |
| Telephone Provider | AT & T |
| Fiber Optics | Yes |
| Water Provider | Municipal |
| Number of Wells | 16 |
| Total Well Capacity | 27,060,000 YPD |
| Equipment Type | Electric/Nat Gas/Diesel |
| Fluoridated | Yes |
| Total Elevated Storage | 16,450,000 gallons |
| Waste Water Provider | Municipal |
| Monthly Design Flow | 16,300,000 GPD |
| Monthly Average Daily Flow | 6,541,667 GPD |
| Year Facility Constructed | 1981 |

REAL ESTATE AND TAXATION

REAL ESTATE EQUALIZED VALUES*

| | 2020 | 2021 | 2022 |
|--------------------|-----------|-----------|-----------|
| City of Eau Claire | \$5,983 | \$6,353 | \$7,088 |
| Eau Claire County | \$9,677 | \$10,368 | \$11,571 |
| State of Wisconsin | \$603,039 | \$644,326 | \$734,924 |

* NOTE: Equalized values for communities expressed in millions of dollars; Chippewa Falls/Eau Claire/Hudson/ Menomonie/River Falls/County/State in billions of dollars.

TAXATION-2021

Local Property Taxes

| | |
|---|-----------------|
| Effective Full Value Rate (per \$1,000) | \$17.67 |
| Machinery, Equip and Inventory Tax | Exempt |
| Real and Personal Property Full Value | \$6,487,588,600 |

County Taxes

| | |
|-----------|------|
| Sales Tax | 0.5% |
|-----------|------|

State Taxes

| | |
|----------------------|---------------|
| Sales Tax | 5.0% |
| Corporate Income Tax | 7.9% |
| Personal Income Tax | 3.54 - 7.65% |
| Capital Gains Tax | 30-60% exempt |

INSTITUTIONS

EDUCATION

Vocational/Technical

| | |
|--------------------|------------|
| Nearest VoTech | CVTC |
| Location of VoTech | Eau Claire |
| Miles to VoTech | 0 |

University

| | |
|---------------------|---------------|
| Nearest University | UW-Eau Claire |
| Miles to University | 0 |

HEALTH CARE

Hospital

| | |
|-------------------|------------|
| Nearest Hospital | Eau Claire |
| Miles to Hospital | 0 |

CONTACTS

LOCAL CONTACT

Aaron White, Eco Dev Manag
City of Eau Claire
203 S. Farwell St., Box 5148
Eau Claire, WI 54702
715-839-6047

COUNTY CONTACT

Luke Hanson, Director
Eau Claire Area EDC
PO Box 1108
Eau Claire, WI 54702-1108
715-834-0070

REGIONAL CONTACT

WEST CENTRAL WISCONSIN REGIONAL PLANNING COMMISSION

800 Wisconsin Street, Mail Box 9
Eau Claire, WI 54703-3606
Phone: 715-836-2918
Fax: 715-836-2886
EMail: wccwrpc@wccwrpc.org
Internet: <http://www.wccwrpc.org>



Updated March 2023

Community PROFILE

Village of Fairchild Eau Claire County, Wisconsin

DEMOGRAPHICS

POPULATION

| | 2010 | 2022* |
|----------------------|-----------|-----------|
| Village of Fairchild | 550 | 446 |
| Eau Claire County | 98,736 | 108,019 |
| State of Wisconsin | 5,686,986 | 5,949,155 |

Source: U.S. Census *Estimate

HOUSING

Number of Housing Units 2017-2021

| | |
|----------------------|-----------|
| Village of Fairchild | 282 |
| Eau Claire County | 44,765 |
| State of Wisconsin | 2,748,274 |

Source: U.S. Census, 2021 American Community Survey 5-Year Estimates

| 2017-2021 Median Value of: | Owner-Occ. Units | Gross Rent |
|-------------------------------|---------------------|---------------|
| Village of Fairchild | \$69,300 | \$588 |
| Eau Claire County | \$195,200 | \$848 |
| State of Wisconsin | \$230,700 | \$921 |

Source: U.S. Census, 2021 American Community Survey 5-Year Estimates

ECONOMY

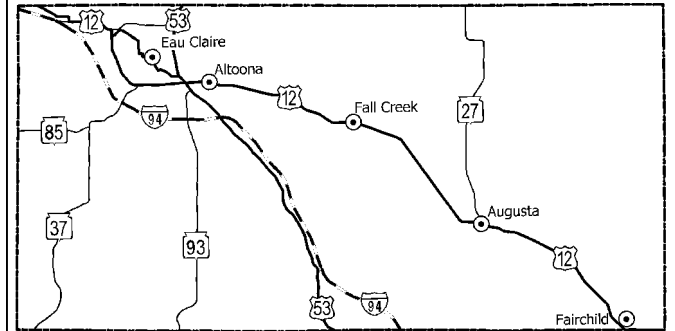
COUNTY EMPLOYMENT BY INDUSTRY - 2017-2021

| Industry | Employees |
|---|---------------|
| Agriculture/Forestry/Fishing/Hunting/Mining | 882 |
| Construction | 2,172 |
| Manufacturing | 8,061 |
| Transportation and Warehousing, and Utilities | 3,443 |
| Information | 1,000 |
| Wholesale Trade | 1,146 |
| Retail Trade | 8,875 |
| Finance/Insurance/Real Estate/Rental/Leasing | 3,916 |
| Services | 26,363 |
| Public Administration | 1,504 |
| TOTAL EMPLOYMENT | 57,362 |

Source: U.S. Census, 2021 American Community Survey 5-Year Estimates

EMPLOYMENT TRENDS

| | 2017 | 2021 |
|----------------------------------|--------|--------|
| Eau Claire Co. Labor Force | 59,484 | 60,674 |
| Eau Claire Co. Employed | 57,765 | 58,133 |
| Eau Claire Co. Unemployed | 1,719 | 1,941 |
| Eau Claire Co. Unemployment Rate | 2.9% | 3.2% |
| Wisconsin Unemployment Rate | 3.3% | 3.8% |
| U.S. Unemployment Rate | 4.4% | 5.3% |



ECONOMY con't

2021 WAGES

| Occupation | Mean | Median |
|--------------------------------------|---------|--------|
| Bartenders | \$10.85 | \$9.03 |
| Bookkeeping/Accting/Audit Clerk | 20.11 | 19.47 |
| Cashiers | 12.31 | 12.24 |
| Nursing Assistants | 15.43 | 14.28 |
| Office Clerk, General | 18.55 | 17.91 |
| Physical Therapists | 41.55 | 38.40 |
| Secretary/Administrative Assistant | 29.65 | 29.28 |
| Tellers | 16.55 | 17.05 |
| Truck Drivers, Heavy/Tractor Trailer | 23.52 | 22.54 |
| Welder/Cutter/Solderer/Brazer | 23.40 | 22.44 |

Source: Bureau of Labor Statistics, May 2021

INCOME (PER CAPITA)

| | 2019 | 2020 | 2021 |
|--------------------|----------|----------|----------|
| Eau Claire County | \$49,605 | \$52,528 | \$55,693 |
| State of Wisconsin | \$52,893 | \$55,941 | \$59,626 |
| United States | \$56,250 | \$59,765 | \$64,143 |

Source: U.S. Dept. of Commerce, Bureau of Economic Analysis

INFRASTRUCTURE

TRANSPORTATION

MAJOR HIGHWAYS

| Highway Type | Name | Distance to Nearest |
|---------------------|------|---------------------|
| State Highways | 27 | 0 miles |
| U.S. Highways | 10 | 0 miles |
| Interstate Highways | I-94 | 13 miles |

RAIL SERVICE

| | |
|-------------|---------------|
| Provider(s) | Union Pacific |
|-------------|---------------|

AIR SERVICE

Local Air Service

| | |
|------------------------|------------------------|
| Nearest Local Airport | Neillsville Municipal |
| Airport Classification | Small General Aviation |
| Miles to Airport | 17 |

Scheduled Air Service

| | |
|--------------------|------------------------------|
| Nearest Airport | Chippewa Valley Reg. Airport |
| Miles to Airport | 36 |
| Airline Service(s) | United, Sun Country |

UTILITIES

| | |
|-----------------------------|-------------------|
| Electric Provider | Xcel Energy |
| Natural Gas Provider | Wisconsin Gas Co. |
| Telephone Provider | CenturyLink |
| Fiber Optics | Yes |
| Water Provider | Municipal |
| Number of Wells | 2 |
| Total Well Capacity | 304,000 YPD |
| Equipment Type | Electric |
| Fluoridated | No |
| Total Elevated Storage | 137,000 gallons |
| Waste Water Provider | Municipal |
| Monthly Design Flow | 118,000 GPD |
| Monthly Average Daily Flow | 65,333 GPD |
| Year Facility Constructed | |

REAL ESTATE AND TAXATION

REAL ESTATE EQUALIZED VALUES*

| | 2020 | 2021 | 2022 |
|----------------------|-----------|-----------|-----------|
| Village of Fairchild | \$13 | \$14 | \$15 |
| Eau Claire County | \$9,677 | \$10,368 | \$11,571 |
| State of Wisconsin | \$603,039 | \$644,326 | \$734,924 |

* NOTE: Equalized values for communities expressed in millions of dollars; Chippewa Falls/Eau Claire/Hudson/ Menomonie/River Falls/County/State in billions of dollars.

TAXATION-2021

Local Property Taxes

| | |
|---|--------------|
| Effective Full Value Rate (per \$1,000) | \$21.27 |
| Machinery, Equip and Inventory Tax | Exempt |
| Real and Personal Property Full Value | \$14,654,900 |

County Taxes

| | |
|-----------|------|
| Sales Tax | 0.5% |
|-----------|------|

State Taxes

| | |
|----------------------|---------------|
| Sales Tax | 5.0% |
| Corporate Income Tax | 7.9% |
| Personal Income Tax | 3.54 - 7.65% |
| Capital Gains Tax | 30-60% exempt |

INSTITUTIONS

EDUCATION

Vocational/Technical

| | |
|--------------------|------------|
| Nearest VoTech | CVTC |
| Location of VoTech | Eau Claire |
| Miles to VoTech | 36 |

University

| | |
|---------------------|---------------|
| Nearest University | UW-Eau Claire |
| Miles to University | 36 |

HEALTH CARE

Hospital

| | |
|-------------------|-------------|
| Nearest Hospital | Neillsville |
| Miles to Hospital | 19 |

CONTACTS

LOCAL CONTACT

Billie Waugh, Clerk
Village of Fairchild
121 Farmer Street
Fairchild, WI 54741
715-334-3002

COUNTY CONTACT

Luke Hanson, Director
Eau Claire Area EDC
PO Box 1108
Eau Claire, WI 54702-1108
715-834-0070

REGIONAL CONTACT

WEST CENTRAL WISCONSIN REGIONAL PLANNING COMMISSION

800 Wisconsin Street, Mail Box 9
Eau Claire, WI 54703-3606
Phone: 715-836-2918
Fax: 715-836-2886
EMail: wcvrpc@wcvrpc.org
Internet: <http://www.wcvrpc.org>



Updated March 2023

Community PROFILE

Village of Fall Creek Eau Claire County, Wisconsin

DEMOGRAPHICS

POPULATION

| | 2010 | 2022* |
|-----------------------|-----------|-----------|
| Village of Fall Creek | 1,315 | 1,428 |
| Eau Claire County | 98,736 | 108,019 |
| State of Wisconsin | 5,686,986 | 5,949,155 |

Source: U.S. Census *Estimate

HOUSING

Number of Housing Units 2017-2021

| | |
|-----------------------|-----------|
| Village of Fall Creek | 582 |
| Eau Claire County | 44,765 |
| State of Wisconsin | 2,748,274 |

Source: U.S. Census, 2021 American Community Survey 5-Year Estimates

2017-2021 Median Value of: Owner-Occ. Units Gross Rent

| | | |
|-----------------------|-----------|-------|
| Village of Fall Creek | \$133,900 | \$687 |
| Eau Claire County | \$195,200 | \$848 |
| State of Wisconsin | \$230,700 | \$921 |

Source: U.S. Census, 2021 American Community Survey 5-Year Estimates

ECONOMY

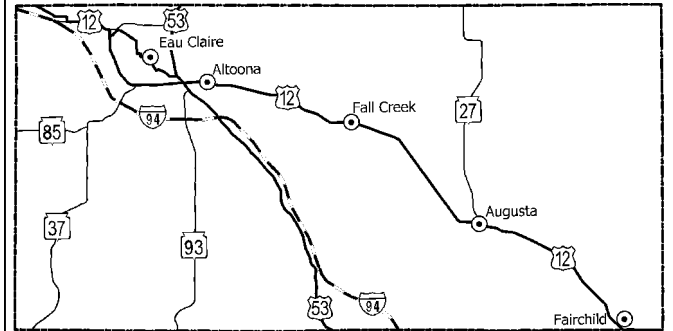
COUNTY EMPLOYMENT BY INDUSTRY - 2017-2021

| Industry | Employees |
|---|---------------|
| Agriculture/Forestry/Fishing/Hunting/Mining | 882 |
| Construction | 2,172 |
| Manufacturing | 8,061 |
| Transportation and Warehousing, and Utilities | 3,443 |
| Information | 1,000 |
| Wholesale Trade | 1,146 |
| Retail Trade | 8,875 |
| Finance/Insurance/Real Estate/Rental/Leasing | 3,916 |
| Services | 26,363 |
| Public Administration | 1,504 |
| TOTAL EMPLOYMENT | 57,362 |

Source: U.S. Census, 2021 American Community Survey 5-Year Estimates

EMPLOYMENT TRENDS

| | 2017 | 2021 |
|----------------------------------|--------|--------|
| Eau Claire Co. Labor Force | 59,484 | 60,674 |
| Eau Claire Co. Employed | 57,765 | 58,133 |
| Eau Claire Co. Unemployed | 1,719 | 1,941 |
| Eau Claire Co. Unemployment Rate | 2.9% | 3.2% |
| Wisconsin Unemployment Rate | 3.3% | 3.8% |
| U.S. Unemployment Rate | 4.4% | 5.3% |



ECONOMY con't

2021 WAGES

| Occupation | Mean | Median |
|--------------------------------------|---------|--------|
| Bartenders | \$10.85 | \$9.03 |
| Bookkeeping/Accting/Audit Clerk | 20.11 | 19.47 |
| Cashiers | 12.31 | 12.24 |
| Nursing Assistants | 15.43 | 14.28 |
| Office Clerk, General | 18.55 | 17.91 |
| Physical Therapists | 41.55 | 38.40 |
| Secretary/Administrative Assistant | 29.65 | 29.28 |
| Tellers | 16.55 | 17.05 |
| Truck Drivers, Heavy/Tractor Trailer | 23.52 | 22.54 |
| Welder/Cutter/Solderer/Brazer | 23.40 | 22.44 |

Source: Bureau of Labor Statistics, May 2021

INCOME (PER CAPITA)

| | 2019 | 2020 | 2021 |
|--------------------|----------|----------|----------|
| Eau Claire County | \$49,605 | \$52,528 | \$55,693 |
| State of Wisconsin | \$52,893 | \$55,941 | \$59,626 |
| United States | \$56,250 | \$59,765 | \$64,143 |

Source: U.S. Dept. of Commerce, Bureau of Economic Analysis

INFRASTRUCTURE

TRANSPORTATION

MAJOR HIGHWAYS

| Highway Type | Name | Distance to Nearest |
|---------------------|------|---------------------|
| State Highways | 27 | 9 miles |
| U.S. Highways | 12 | 0 miles |
| Interstate Highways | I-94 | 12 miles |

RAIL SERVICE

| | |
|--------------------|---------------|
| Provider(s) | Union Pacific |
|--------------------|---------------|

AIR SERVICE

Local Air Service

| | |
|------------------------|----------------------------------|
| Nearest Local Airport | Chippewa Valley Regional Airport |
| Airport Classification | Commercial Service |
| Miles to Airport | 18 |

Scheduled Air Service

| | |
|--------------------|------------------------------|
| Nearest Airport | Chippewa Valley Reg. Airport |
| Miles to Airport | 18 |
| Airline Service(s) | United, Sun Country |

UTILITIES

| | |
|-----------------------------|---------------------------|
| Electric Provider | Xcel Energy |
| Natural Gas Provider | Northern States Power Co. |
| Telephone Provider | CenturyLink |
| Fiber Optics | Yes |
| Water Provider | Municipal |
| Number of Wells | 3 |
| Total Well Capacity | 92,735 YPD |
| Equipment Type | Electric |
| Fluoridated | No |
| Total Elevated Storage | 250,000 gallons |
| Waste Water Provider | Municipal |
| Monthly Design Flow | 136,000 GPD |
| Monthly Average Daily Flow | 64,033 GPD |
| Year Facility Constructed | 1984 |

REAL ESTATE AND TAXATION

REAL ESTATE EQUALIZED VALUES*

| | 2020 | 2021 | 2022 |
|-----------------------|-----------|-----------|-----------|
| Village of Fall Creek | \$93 | \$105 | \$109 |
| Eau Claire County | \$9,677 | \$10,368 | \$11,571 |
| State of Wisconsin | \$603,039 | \$644,326 | \$734,924 |

* NOTE: Equalized values for communities expressed in millions of dollars; Chippewa Falls/Eau Claire/Hudson/ Menomonie/River Falls/County/State in billions of dollars.

TAXATION-2021

Local Property Taxes

| | |
|---|---------------|
| Effective Full Value Rate (per \$1,000) | \$20.29 |
| Machinery, Equip and Inventory Tax | Exempt |
| Real and Personal Property Full Value | \$106,112,700 |

County Taxes

| | |
|-----------|------|
| Sales Tax | 0.5% |
|-----------|------|

State Taxes

| | |
|----------------------|---------------|
| Sales Tax | 5.0% |
| Corporate Income Tax | 7.9% |
| Personal Income Tax | 3.54 - 7.65% |
| Capital Gains Tax | 30-60% exempt |

INSTITUTIONS

EDUCATION

Vocational/Technical

| | |
|--------------------|------------|
| Nearest VoTech | CVTC |
| Location of VoTech | Eau Claire |
| Miles to VoTech | 15 |

University

| | |
|---------------------|---------------|
| Nearest University | UW-Eau Claire |
| Miles to University | 15 |

HEALTH CARE

Hospital

| | |
|-------------------|------------|
| Nearest Hospital | Eau Claire |
| Miles to Hospital | 15 |

CONTACTS

LOCAL CONTACT

Renee Roemhild, Clerk
Village of Fall Creek
PO Box 156
Fall Creek, WI 54742
715-877-2177

COUNTY CONTACT

Luke Hanson, Director
Eau Claire Area EDC
PO Box 1108
Eau Claire, WI 54702-1108
715-834-0070

REGIONAL CONTACT

WEST CENTRAL WISCONSIN REGIONAL PLANNING COMMISSION

800 Wisconsin Street, Mail Box 9
Eau Claire, WI 54703-3606
Phone: 715-836-2918
Fax: 715-836-2886
EMail: wcvrpc@wcvrpc.org
Internet: <http://www.wcvrpc.org>



Updated March 2023