

Community PROFILE

City of Amery Polk County, Wisconsin

DEMOGRAPHICS

POPULATION

	2010	2022*
City of Amery	2,902	2,952
Polk County	44,205	45,348
State of Wisconsin	5,686,986	5,949,155

Source: U.S. Census *Estimate

HOUSING

Number of Housing Units 2017-2021

City of Amery	1,282
Polk County	24,145
State of Wisconsin	2,748,274

Source: U.S. Census, 2021 American Community Survey 5-Year Estimates

2017-2021 Median Value of: Owner-Occ. Units Gross Rent

City of Amery	\$142,000	\$896
Polk County	\$194,100	\$817
State of Wisconsin	\$230,700	\$921

Source: U.S. Census, 2021 American Community Survey 5-Year Estimates

ECONOMY

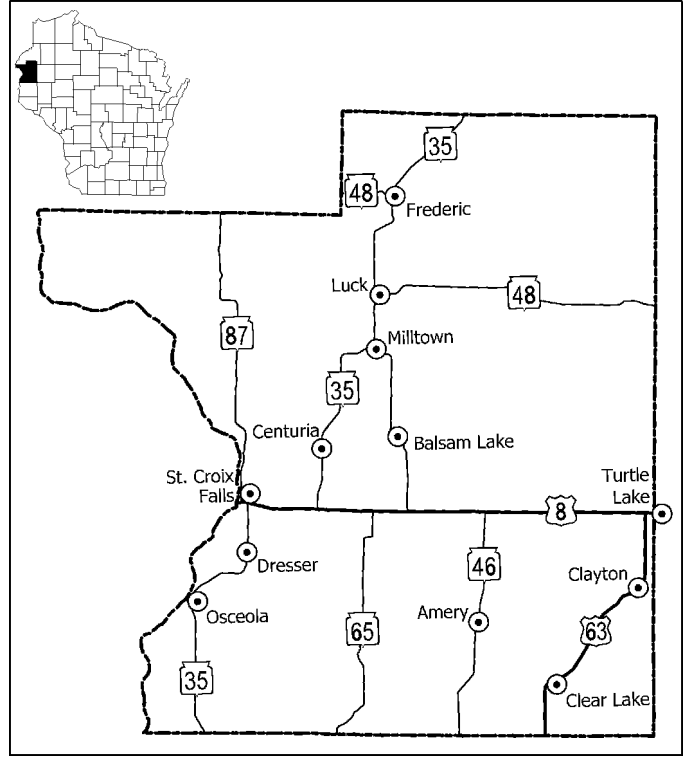
COUNTY EMPLOYMENT BY INDUSTRY - 2017-2021

Industry	Employees
Agriculture/Forestry/Fishing/Hunting/Mining	676
Construction	2,002
Manufacturing	5,500
Transportation and Warehousing, and Utilities	901
Information	247
Wholesale Trade	485
Retail Trade	2,040
Finance/Insurance/Real Estate/Rental/Leasing	905
Services	8,624
Public Administration	812
TOTAL EMPLOYMENT	22,192

Source: U.S. Census, 2021 American Community Survey 5-Year Estimates

EMPLOYMENT TRENDS

	2017	2021
Polk Co. Labor Force	24,912	25,025
Polk Co. Employed	23,984	23,985
Polk Co. Unemployed	928	1,040
Polk Co. Unemployment Rate	3.7%	4.2%
Wisconsin Unemployment Rate	3.3%	3.8%
U.S. Unemployment Rate	4.4%	5.3%



ECONOMY con't

2021 WAGES

Occupation	Mean	Median
Bartenders	\$10.59	\$10.70
Bookkeeping/Accounting/Audit Clerk	19.74	18.45
Cashiers	12.26	13.23
Nursing Assistants	16.04	16.56
Office Clerk, General	17.73	17.60
Physical Therapists	43.04	45.96
Secretary/Administrative Assistant	28.38	28.87
Tellers	15.70	14.26
Truck Drivers, Heavy/Tractor Trailer	23.56	23.01
Welder/Cutter/Solderer/Brazer	22.74	22.72

Source: Bureau of Labor Statistics, May 2021

INCOME (PER CAPITA)

	2019	2020	2021
Polk County	\$47,004	\$49,919	\$52,885
State of Wisconsin	\$52,893	\$55,941	\$59,626
United States	\$56,250	\$59,765	\$64,143

Source: U.S. Dept. of Commerce, Bureau of Economic Analysis

INFRASTRUCTURE

TRANSPORTATION

MAJOR HIGHWAYS

Highway Type	Name	Distance to Nearest
State Highways	46	0 miles
U.S. Highways	8	6 miles
Interstate Highways	I-94	26 miles

RAIL SERVICE

Provider(s)	None
-------------	------

AIR SERVICE

Local Air Service

Nearest Local Airport	Amery Municipal
Airport Classification	Medium General Aviation
Miles to Airport	0

Scheduled Air Service

Nearest Airport	Minn.-St. Paul International
Miles to Airport	60
Airline Service(s)	American, Delta, Southwest, United

UTILITIES

Electric Provider Polk-Burnett Electric

Natural Gas Provider Wisconsin Gas Co.

Telephone Provider Amery Telcom, Inc.
Fiber Optics Yes

Water Provider Municipal
Number of Wells 2
Total Well Capacity 670,000 YPD
Equipment Type Electric
Fluoridated Yes
Total Elevated Storage 500,000 gallons

Waste Water Provider Municipal
Monthly Design Flow 571,000 GPD
Monthly Average Daily Flow 286,083 GPD
Year Facility Constructed 1980

REAL ESTATE AND TAXATION

REAL ESTATE EQUALIZED VALUES*

	2020	2021	2022
City of Amery	\$231	\$253	\$304
Polk County	\$5,368	\$5,840	\$6,925
State of Wisconsin	\$603,039	\$644,326	\$734,924

* NOTE: Equalized values for communities expressed in millions of dollars; Chippewa Falls/Eau Claire/Hudson/ Menomonie/River Falls/County/State in billions of dollars.

TAXATION-2021

Local Property Taxes

Effective Full Value Rate (per \$1,000)	\$20.85
Machinery, Equip and Inventory Tax	Exempt
Real and Personal Property Full Value	\$259,120,200

County Taxes

Sales Tax	0.5%
-----------	------

State Taxes

Sales Tax	5.0%
Corporate Income Tax	7.9%
Personal Income Tax	3.54 - 7.65%
Capital Gains Tax	30-60% exempt

INSTITUTIONS

EDUCATION

Vocational/Technical

Nearest VoTech	WITC
Location of VoTech	New Richmond
Miles to VoTech	21

University

Nearest University	UW-Rice Lake - Barron Co.
Miles to University	39

HEALTH CARE

Hospital

Nearest Hospital	Amery
Miles to Hospital	0

CONTACTS

LOCAL CONTACT

Patty Bjorklund, Administrator
City of Amery
104 Maple St. W, Suite A
Amery, WI 54001
715-268-3410

COUNTY CONTACT

Terry Hauer, Director
Polk County EDC
100 Polk Plaza, Suite 226
Balsam Lake, WI 54810
715-405-3400

REGIONAL CONTACT

WEST CENTRAL WISCONSIN REGIONAL PLANNING COMMISSION

800 Wisconsin Street, Mail Box 9
Eau Claire, WI 54703-3606
Phone: 715-836-2918
Fax: 715-836-2886
EMail: wcvrpc@wcvrpc.org
Internet: <http://www.wcvrpc.org>



Updated March 2023

Community PROFILE

Village of Balsam Lake Polk County, Wisconsin

DEMOGRAPHICS

POPULATION

	2010	2022*
Village of Balsam Lake	1,009	914
Polk County	44,205	45,348
State of Wisconsin	5,686,986	5,949,155

Source: U.S. Census *Estimate

HOUSING

Number of Housing Units 2017-2021

Village of Balsam Lake	624
Polk County	24,145
State of Wisconsin	2,748,274

Source: U.S. Census, 2021 American Community Survey 5-Year Estimates

2017-2021 Median Value of: Owner-Occ. Units Gross Rent

Village of Balsam Lake	\$141,200	\$1,042
Polk County	\$194,100	\$817
State of Wisconsin	\$230,700	\$921

Source: U.S. Census, 2021 American Community Survey 5-Year Estimates

ECONOMY

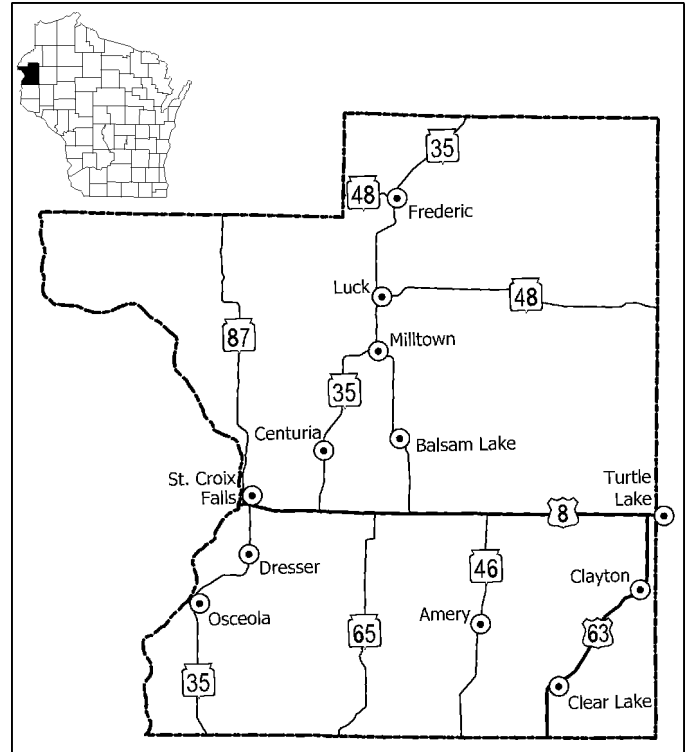
COUNTY EMPLOYMENT BY INDUSTRY - 2017-2021

Industry	Employees
Agriculture/Forestry/Fishing/Hunting/Mining	676
Construction	2,002
Manufacturing	5,500
Transportation and Warehousing, and Utilities	901
Information	247
Wholesale Trade	485
Retail Trade	2,040
Finance/Insurance/Real Estate/Rental/Leasing	905
Services	8,624
Public Administration	812
TOTAL EMPLOYMENT	22,192

Source: U.S. Census, 2021 American Community Survey 5-Year Estimates

EMPLOYMENT TRENDS

	2017	2021
Polk Co. Labor Force	24,912	25,025
Polk Co. Employed	23,984	23,985
Polk Co. Unemployed	928	1,040
Polk Co. Unemployment Rate	3.7%	4.2%
Wisconsin Unemployment Rate	3.3%	3.8%
U.S. Unemployment Rate	4.4%	5.3%



ECONOMY con't

2021 WAGES

Occupation	Mean	Median
Bartenders	\$10.59	\$10.70
Bookkeeping/Accounting/Audit Clerk	19.74	18.45
Cashiers	12.26	13.23
Nursing Assistants	16.04	16.56
Office Clerk, General	17.73	17.60
Physical Therapists	43.04	45.96
Secretary/Administrative Assistant	28.38	28.87
Tellers	15.70	14.26
Truck Drivers, Heavy/Tractor Trailer	23.56	23.01
Welder/Cutter/Solderer/Brazer	22.74	22.72

Source: Bureau of Labor Statistics, May 2021

INCOME (PER CAPITA)

	2019	2020	2021
Polk County	\$47,004	\$49,919	\$52,885
State of Wisconsin	\$52,893	\$55,941	\$59,626
United States	\$56,250	\$59,765	\$64,143

Source: U.S. Dept. of Commerce, Bureau of Economic Analysis

INFRASTRUCTURE

TRANSPORTATION

MAJOR HIGHWAYS

Highway Type	Name	Distance to Nearest
State Highways	46	0 miles
U.S. Highways	8	4 miles
Interstate Highways	I-35	34 miles

RAIL SERVICE

Provider(s)	None
-------------	------

AIR SERVICE

Local Air Service

Nearest Local Airport	L.O. Simenstad Municipal-Osceola
Airport Classification	Medium General Aviation
Miles to Airport	20

Scheduled Air Service

Nearest Airport	Minn.-St. Paul International
Miles to Airport	60
Airline Service(s)	American, Delta, Southwest, United

UTILITIES

Electric Provider Polk-Burnett Electric

Natural Gas Provider Wisconsin Gas Co.

Telephone Provider CenturyLink
Fiber Optics Yes

Water Provider Municipal
Number of Wells 3
Total Well Capacity 1,044,000 YPD
Equipment Type Electric
Fluoridated Yes
Total Elevated Storage 225,000 gallons

Waste Water Provider Municipal
Monthly Design Flow 120,000 GPD
Monthly Average Daily Flow 71,525 GPD
Year Facility Constructed 1978

REAL ESTATE AND TAXATION

REAL ESTATE EQUALIZED VALUES*

	2020	2021	2022
Village of Balsam Lake	\$151	\$163	\$170
Polk County	\$5,368	\$5,840	\$6,925
State of Wisconsin	\$603,039	\$644,326	\$734,924

* NOTE: Equalized values for communities expressed in millions of dollars; Chippewa Falls/Eau Claire/Hudson/ Menomonie/River Falls/County/State in billions of dollars.

TAXATION-2021

Local Property Taxes

Effective Full Value Rate (per \$1,000)	\$16.46
Machinery, Equip and Inventory Tax	Exempt
Real and Personal Property Full Value	\$163,401,700

County Taxes

Sales Tax	0.5%
-----------	------

State Taxes

Sales Tax	5.0%
Corporate Income Tax	7.9%
Personal Income Tax	3.54 - 7.65%
Capital Gains Tax	30-60% exempt

INSTITUTIONS

EDUCATION

Vocational/Technical

Nearest VoTech	WITC
Location of VoTech	New Richmond
Miles to VoTech	26

University

Nearest University	UW-Rice Lake - Barron Co.
Miles to University	37

HEALTH CARE

Hospital

Nearest Hospital	St. Croix Falls
Miles to Hospital	13

CONTACTS

LOCAL CONTACT

Lori Duncan, Clerk
Village of Balsam Lake
404 Main St., PO Box 506
Balsam Lake, WI 54810
715-485-3424

COUNTY CONTACT

Terry Hauer, Director
Polk County EDC
100 Polk Plaza, Suite 226
Balsam Lake, WI 54810
715-405-3400

REGIONAL CONTACT

WEST CENTRAL WISCONSIN REGIONAL PLANNING COMMISSION

800 Wisconsin Street, Mail Box 9
Eau Claire, WI 54703-3606
Phone: 715-836-2918
Fax: 715-836-2886
EMail: wcvrpc@wcvrpc.org
Internet: <http://www.wcvrpc.org>



Updated March 2023

Community PROFILE

Village of Centuria Polk County, Wisconsin

DEMOGRAPHICS

POPULATION

	2010	2022*
Village of Centuria	948	888
Polk County	44,205	45,348
State of Wisconsin	5,686,986	5,949,155

Source: U.S. Census *Estimate

HOUSING

Number of Housing Units 2017-2021

Village of Centuria	507
Polk County	24,145
State of Wisconsin	2,748,274

Source: U.S. Census, 2021 American Community Survey 5-Year Estimates

2017-2021 Median Value of: Owner-Occ. Units Gross Rent

Village of Centuria	\$95,400	\$793
Polk County	\$194,100	\$817
State of Wisconsin	\$230,700	\$921

Source: U.S. Census, 2021 American Community Survey 5-Year Estimates

ECONOMY

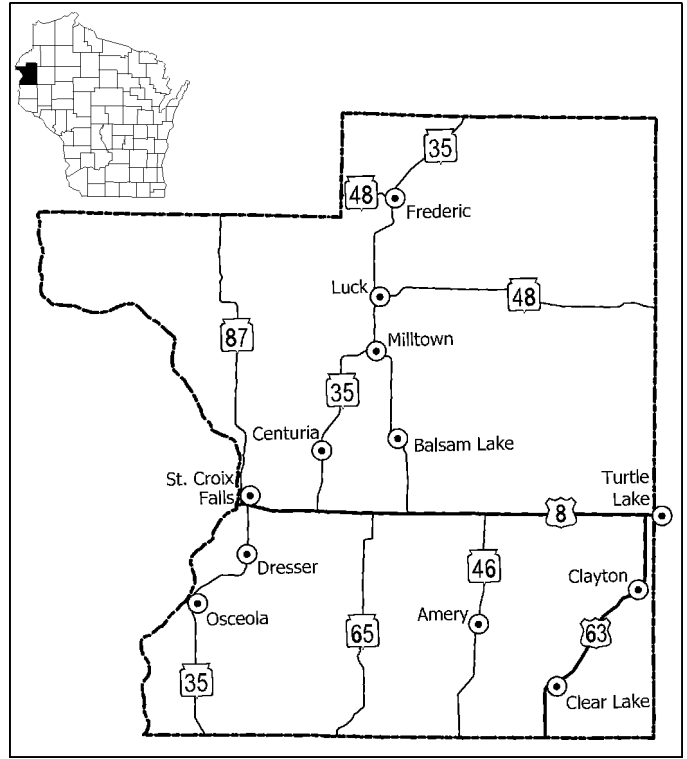
COUNTY EMPLOYMENT BY INDUSTRY - 2017-2021

Industry	Employees
Agriculture/Forestry/Fishing/Hunting/Mining	676
Construction	2,002
Manufacturing	5,500
Transportation and Warehousing, and Utilities	901
Information	247
Wholesale Trade	485
Retail Trade	2,040
Finance/Insurance/Real Estate/Rental/Leasing	905
Services	8,624
Public Administration	812
TOTAL EMPLOYMENT	22,192

Source: U.S. Census, 2021 American Community Survey 5-Year Estimates

EMPLOYMENT TRENDS

	2017	2021
Polk Co. Labor Force	24,912	25,025
Polk Co. Employed	23,984	23,985
Polk Co. Unemployed	928	1,040
Polk Co. Unemployment Rate	3.7%	4.2%
Wisconsin Unemployment Rate	3.3%	3.8%
U.S. Unemployment Rate	4.4%	5.3%



ECONOMY con't

2021 WAGES

Occupation	Mean	Median
Bartenders	\$10.59	\$10.70
Bookkeeping/Accounting/Audit Clerk	19.74	18.45
Cashiers	12.26	13.23
Nursing Assistants	16.04	16.56
Office Clerk, General	17.73	17.60
Physical Therapists	43.04	45.96
Secretary/Administrative Assistant	28.38	28.87
Tellers	15.70	14.26
Truck Drivers, Heavy/Tractor Trailer	23.56	23.01
Welder/Cutter/Solderer/Brazer	22.74	22.72

Source: Bureau of Labor Statistics, May 2021

INCOME (PER CAPITA)

	2019	2020	2021
Polk County	\$47,004	\$49,919	\$52,885
State of Wisconsin	\$52,893	\$55,941	\$59,626
United States	\$56,250	\$59,765	\$64,143

Source: U.S. Dept. of Commerce, Bureau of Economic Analysis

INFRASTRUCTURE

TRANSPORTATION

MAJOR HIGHWAYS

Highway Type	Name	Distance to Nearest
State Highways	35	0 miles
U.S. Highways	8	4 miles
Interstate Highways	I-35	29 miles

RAIL SERVICE

Provider(s)	None
-------------	------

AIR SERVICE

Local Air Service

Nearest Local Airport	L.O. Simenstad Municipal-Osceola
Airport Classification	Medium General Aviation
Miles to Airport	15

Scheduled Air Service

Nearest Airport	Minn.-St. Paul International
Miles to Airport	55
Airline Service(s)	American, Delta, Southwest, United

UTILITIES

Electric Provider Polk-Burnett Electric

Natural Gas Provider Wisconsin Gas Co.

Telephone Provider CenturyLink
Fiber Optics Yes

Water Provider Municipal
Number of Wells 2
Total Well Capacity 684,000 YPD
Equipment Type Electric
Fluoridated No
Total Elevated Storage 75,000 gallons

Waste Water Provider Municipal
Monthly Design Flow 95,000 GPD
Monthly Average Daily Flow 53,250 GPD
Year Facility Constructed 1984

REAL ESTATE AND TAXATION

REAL ESTATE EQUALIZED VALUES*

	2020	2021	2022
Village of Centuria	\$35	\$37	\$42
Polk County	\$5,368	\$5,840	\$6,925
State of Wisconsin	\$603,039	\$644,326	\$734,924

* NOTE: Equalized values for communities expressed in millions of dollars; Chippewa Falls/Eau Claire/Hudson/ Menomonie/River Falls/County/State in billions of dollars.

TAXATION-2021

Local Property Taxes

Effective Full Value Rate (per \$1,000)	\$18.53
Machinery, Equip and Inventory Tax	Exempt
Real and Personal Property Full Value	\$37,744,000

County Taxes

Sales Tax	0.5%
-----------	------

State Taxes

Sales Tax	5.0%
Corporate Income Tax	7.9%
Personal Income Tax	3.54 - 7.65%
Capital Gains Tax	30-60% exempt

INSTITUTIONS

EDUCATION

Vocational/Technical

Nearest VoTech	WITC
Location of VoTech	New Richmond
Miles to VoTech	27

University

Nearest University	UW-Rice Lake - Barron Co.
Miles to University	42

HEALTH CARE

Hospital

Nearest Hospital	St. Croix Falls
Miles to Hospital	8

CONTACTS

LOCAL CONTACT

Autumn Hyden, Clerk
Village of Centuria
305 Wisconsin Ave., PO Box 2
Centuria, WI 54824
715-646-2300

COUNTY CONTACT

Terry Hauer, Director
Polk County EDC
100 Polk Plaza, Suite 226
Balsam Lake, WI 54810
715-405-3400

REGIONAL CONTACT

WEST CENTRAL WISCONSIN REGIONAL PLANNING COMMISSION

800 Wisconsin Street, Mail Box 9
Eau Claire, WI 54703-3606
Phone: 715-836-2918
Fax: 715-836-2886
EMail: wcvrpc@wcvrpc.org
Internet: <http://www.wcvrpc.org>



Updated March 2023

Community PROFILE

Village of Clayton Polk County, Wisconsin

DEMOGRAPHICS

POPULATION

	2010	2022*
Village of Clayton	571	549
Polk County	44,205	45,348
State of Wisconsin	5,686,986	5,949,155

Source: U.S. Census *Estimate

HOUSING

Number of Housing Units 2017-2021

Village of Clayton	177
Polk County	24,145
State of Wisconsin	2,748,274

Source: U.S. Census, 2021 American Community Survey 5-Year Estimates

2017-2021 Median Value of: Owner-Occ. Units Gross Rent

Village of Clayton	\$122,000	\$792
Polk County	\$194,100	\$817
State of Wisconsin	\$230,700	\$921

Source: U.S. Census, 2021 American Community Survey 5-Year Estimates

ECONOMY

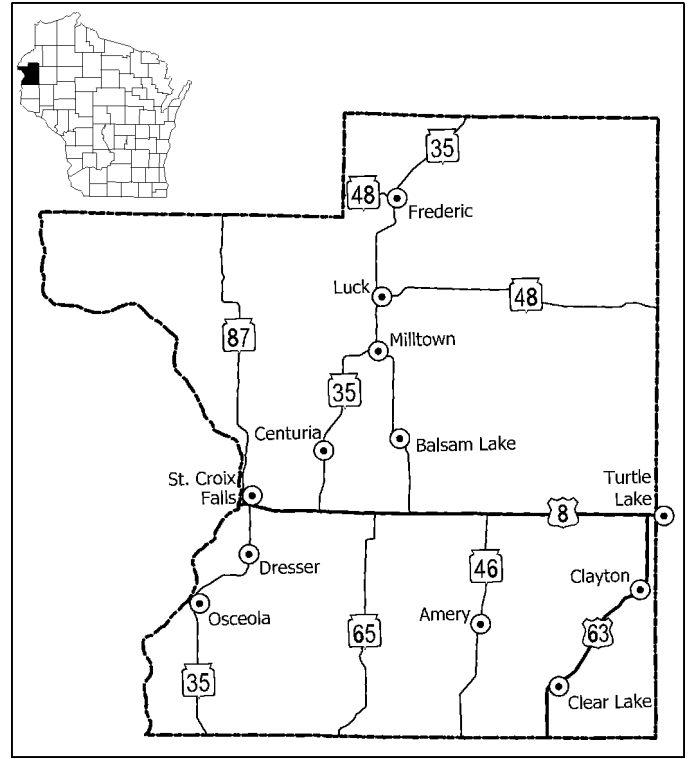
COUNTY EMPLOYMENT BY INDUSTRY - 2017-2021

Industry	Employees
Agriculture/Forestry/Fishing/Hunting/Mining	676
Construction	2,002
Manufacturing	5,500
Transportation and Warehousing, and Utilities	901
Information	247
Wholesale Trade	485
Retail Trade	2,040
Finance/Insurance/Real Estate/Rental/Leasing	905
Services	8,624
Public Administration	812
TOTAL EMPLOYMENT	22,192

Source: U.S. Census, 2021 American Community Survey 5-Year Estimates

EMPLOYMENT TRENDS

	2017	2021
Polk Co. Labor Force	24,912	25,025
Polk Co. Employed	23,984	23,985
Polk Co. Unemployed	928	1,040
Polk Co. Unemployment Rate	3.7%	4.2%
Wisconsin Unemployment Rate	3.3%	3.8%
U.S. Unemployment Rate	4.4%	5.3%



ECONOMY con't

2021 WAGES

Occupation	Mean	Median
Bartenders	\$10.59	\$10.70
Bookkeeping/Accting/Audit Clerk	19.74	18.45
Cashiers	12.26	13.23
Nursing Assistants	16.04	16.56
Office Clerk, General	17.73	17.60
Physical Therapists	43.04	45.96
Secretary/Administrative Assistant	28.38	28.87
Tellers	15.70	14.26
Truck Drivers, Heavy/Tractor Trailer	23.56	23.01
Welder/Cutter/Solderer/Brazer	22.74	22.72

Source: Bureau of Labor Statistics, May 2021

INCOME (PER CAPITA)

	2019	2020	2021
Polk County	\$47,004	\$49,919	\$52,885
State of Wisconsin	\$52,893	\$55,941	\$59,626
United States	\$56,250	\$59,765	\$64,143

Source: U.S. Dept. of Commerce, Bureau of Economic Analysis

INFRASTRUCTURE

TRANSPORTATION

MAJOR HIGHWAYS

Highway Type	Name	Distance to Nearest
State Highways	64	16 miles
U.S. Highways	63, 8	0 miles
Interstate Highways	I-94	34 miles

RAIL SERVICE

Provider(s)	None
-------------	------

AIR SERVICE

Local Air Service

Nearest Local Airport	Amery Municipal
Airport Classification	Medium General Aviation
Miles to Airport	12

Scheduled Air Service

Nearest Airport	Minn.-St. Paul International
Miles to Airport	60
Airline Service(s)	American, Delta, Southwest, United

UTILITIES

Electric Provider Barron Electric Coop

Natural Gas Provider Wisconsin Gas Co.

Telephone Provider Amery Telecom, Inc.
Fiber Optics Yes

Water Provider Municipal
Number of Wells 2
Total Well Capacity 1,188,000 YPD
Equipment Type Electric
Fluoridated No
Total Elevated Storage 125,000 gallons

Waste Water Provider Municipal
Monthly Design Flow 40,000 GPD
Monthly Average Daily Flow 104,408 GPD
Year Facility Constructed 1961/1992

REAL ESTATE AND TAXATION

REAL ESTATE EQUALIZED VALUES*

	2020	2021	2022
Village of Clayton	\$24	\$26	\$33
Polk County	\$5,368	\$5,840	\$6,925
State of Wisconsin	\$603,039	\$644,326	\$734,924

* NOTE: Equalized values for communities expressed in millions of dollars; Chippewa Falls/Eau Claire/Hudson/ Menomonie/River Falls/County/State in billions of dollars.

TAXATION-2021

Local Property Taxes

Effective Full Value Rate (per \$1,000)	\$19.88
Machinery, Equip and Inventory Tax	Exempt
Real and Personal Property Full Value	\$28,381,900

County Taxes

Sales Tax	0.5%
-----------	------

State Taxes

Sales Tax	5.0%
Corporate Income Tax	7.9%
Personal Income Tax	3.54 - 7.65%
Capital Gains Tax	30-60% exempt

INSTITUTIONS

EDUCATION

Vocational/Technical

Nearest VoTech	WITC
Location of VoTech	New Richmond
Miles to VoTech	29

University

Nearest University	UW-Rice Lake - Barron Co.
Miles to University	25

HEALTH CARE

Hospital

Nearest Hospital	Amery
Miles to Hospital	9

CONTACTS

LOCAL CONTACT

Dawn Nelson, Clerk
Village of Clayton
111 Clayton Ave., PO Box 63
Clayton, WI 54004
715-948-2460

COUNTY CONTACT

Terry Hauer, Director
Polk County EDC
100 Polk Plaza, Suite 226
Balsam Lake, WI 54810
715-405-3400

REGIONAL CONTACT

WEST CENTRAL WISCONSIN REGIONAL PLANNING COMMISSION

800 Wisconsin Street, Mail Box 9
Eau Claire, WI 54703-3606
Phone: 715-836-2918
Fax: 715-836-2886
EMail: wcvrpc@wcvrpc.org
Internet: <http://www.wcvrpc.org>



Updated March 2023

Community PROFILE

Village of Clear Lake Polk County, Wisconsin

DEMOGRAPHICS

POPULATION

	2010	2022*
Village of Clear Lake	1,070	1,107
Polk County	44,205	45,348
State of Wisconsin	5,686,986	5,949,155

Source: U.S. Census *Estimate

HOUSING

Number of Housing Units 2017-2021

Village of Clear Lake	460
Polk County	24,145
State of Wisconsin	2,748,274

Source: U.S. Census, 2021 American Community Survey 5-Year Estimates

2017-2021 Median Value of: Owner-Occ. Units Gross Rent

Village of Clear Lake	\$142,500	\$603
Polk County	\$194,100	\$817
State of Wisconsin	\$230,700	\$921

Source: U.S. Census, 2021 American Community Survey 5-Year Estimates

ECONOMY

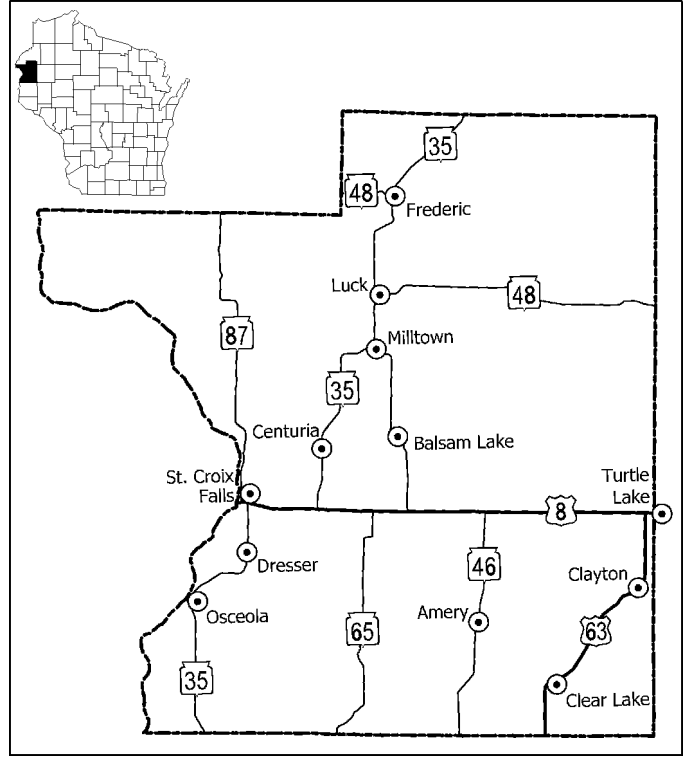
COUNTY EMPLOYMENT BY INDUSTRY - 2017-2021

Industry	Employees
Agriculture/Forestry/Fishing/Hunting/Mining	676
Construction	2,002
Manufacturing	5,500
Transportation and Warehousing, and Utilities	901
Information	247
Wholesale Trade	485
Retail Trade	2,040
Finance/Insurance/Real Estate/Rental/Leasing	905
Services	8,624
Public Administration	812
TOTAL EMPLOYMENT	22,192

Source: U.S. Census, 2021 American Community Survey 5-Year Estimates

EMPLOYMENT TRENDS

	2017	2021
Polk Co. Labor Force	24,912	25,025
Polk Co. Employed	23,984	23,985
Polk Co. Unemployed	928	1,040
Polk Co. Unemployment Rate	3.7%	4.2%
Wisconsin Unemployment Rate	3.3%	3.8%
U.S. Unemployment Rate	4.4%	5.3%



ECONOMY con't

2021 WAGES

Occupation	Mean	Median
Bartenders	\$10.59	\$10.70
Bookkeeping/Accounting/Audit Clerk	19.74	18.45
Cashiers	12.26	13.23
Nursing Assistants	16.04	16.56
Office Clerk, General	17.73	17.60
Physical Therapists	43.04	45.96
Secretary/Administrative Assistant	28.38	28.87
Tellers	15.70	14.26
Truck Drivers, Heavy/Tractor Trailer	23.56	23.01
Welder/Cutter/Solderer/Brazer	22.74	22.72

Source: Bureau of Labor Statistics, May 2021

INCOME (PER CAPITA)

	2019	2020	2021
Polk County	\$47,004	\$49,919	\$52,885
State of Wisconsin	\$52,893	\$55,941	\$59,626
United States	\$56,250	\$59,765	\$64,143

Source: U.S. Dept. of Commerce, Bureau of Economic Analysis

INFRASTRUCTURE

TRANSPORTATION

MAJOR HIGHWAYS

Highway Type	Name	Distance to Nearest
State Highways	64	8 miles
U.S. Highways	63	0 miles
Interstate Highways	I-94	26 miles

RAIL SERVICE

Provider(s)	None
-------------	------

AIR SERVICE

Local Air Service

Nearest Local Airport	Amery Municipal
Airport Classification	Medium General Aviation
Miles to Airport	8

Scheduled Air Service

Nearest Airport	Minn.-St. Paul International
Miles to Airport	50
Airline Service(s)	American, Delta, Southwest, United

UTILITIES

Electric Provider	Barron Electric Coop
Natural Gas Provider	Wisconsin Gas Co.
Telephone Provider	Clear Lake Telephone Co.
Fiber Optics	Yes
Water Provider	Municipal
Number of Wells	2
Total Well Capacity	1,790,000 YPD
Equipment Type	Electric
Fluoridated	n/a
Total Elevated Storage	200,000 gallons
Waste Water Provider	Municipal
Monthly Design Flow	327,000 GPD
Monthly Average Daily Flow	228,250 GPD
Year Facility Constructed	1988

REAL ESTATE AND TAXATION

REAL ESTATE EQUALIZED VALUES*

	2020	2021	2022
Village of Clear Lake	\$70	\$76	\$87
Polk County	\$5,368	\$5,840	\$6,925
State of Wisconsin	\$603,039	\$644,326	\$734,924

* NOTE: Equalized values for communities expressed in millions of dollars; Chippewa Falls/Eau Claire/Hudson/ Menomonie/River Falls/County/State in billions of dollars.

TAXATION-2021

Local Property Taxes

Effective Full Value Rate (per \$1,000)	\$19.60
Machinery, Equip and Inventory Tax	Exempt
Real and Personal Property Full Value	\$82,193,400

County Taxes

Sales Tax	0.5%
-----------	------

State Taxes

Sales Tax	5.0%
Corporate Income Tax	7.9%
Personal Income Tax	3.54 - 7.65%
Capital Gains Tax	30-60% exempt

INSTITUTIONS

EDUCATION

Vocational/Technical

Nearest VoTech	WITC
Location of VoTech	New Richmond
Miles to VoTech	21

University

Nearest University	UW-Rice Lake - Barron Co.
Miles to University	33

HEALTH CARE

Hospital

Nearest Hospital	Amery
Miles to Hospital	8

CONTACTS

LOCAL CONTACT

Al Bannink, Clerk
Village of Clear Lake
PO Box 48
Clear Lake, WI 54005
715-263-2157

COUNTY CONTACT

Terry Hauer, Director
Polk County EDC
100 Polk Plaza, Suite 226
Balsam Lake, WI 54810
715-405-3400

REGIONAL CONTACT

WEST CENTRAL WISCONSIN REGIONAL PLANNING COMMISSION

800 Wisconsin Street, Mail Box 9
Eau Claire, WI 54703-3606
Phone: 715-836-2918
Fax: 715-836-2886
EMail: wcvrpc@wcvrpc.org
Internet: <http://www.wcvrpc.org>



Updated March 2023

Community PROFILE

Village of Dresser Polk County, Wisconsin

DEMOGRAPHICS

POPULATION

	2010	2022*
Village of Dresser	895	940
Polk County	44,205	45,348
State of Wisconsin	5,686,986	5,949,155

Source: U.S. Census *Estimate

HOUSING

Number of Housing Units 2017-2021

Village of Dresser	364
Polk County	24,145
State of Wisconsin	2,748,274

Source: U.S. Census, 2021 American Community Survey 5-Year Estimates

2017-2021 Median Value of: Owner-Occ. Units Gross Rent

Village of Dresser	\$157,000	\$932
Polk County	\$194,100	\$817
State of Wisconsin	\$230,700	\$921

Source: U.S. Census, 2021 American Community Survey 5-Year Estimates

ECONOMY

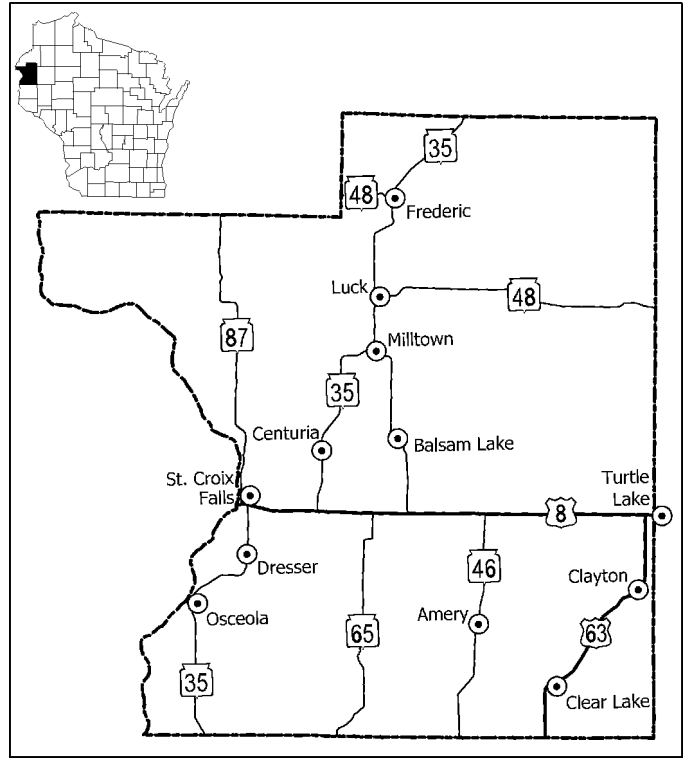
COUNTY EMPLOYMENT BY INDUSTRY - 2017-2021

Industry	Employees
Agriculture/Forestry/Fishing/Hunting/Mining	676
Construction	2,002
Manufacturing	5,500
Transportation and Warehousing, and Utilities	901
Information	247
Wholesale Trade	485
Retail Trade	2,040
Finance/Insurance/Real Estate/Rental/Leasing	905
Services	8,624
Public Administration	812
TOTAL EMPLOYMENT	22,192

Source: U.S. Census, 2021 American Community Survey 5-Year Estimates

EMPLOYMENT TRENDS

	2017	2021
Polk Co. Labor Force	24,912	25,025
Polk Co. Employed	23,984	23,985
Polk Co. Unemployed	928	1,040
Polk Co. Unemployment Rate	3.7%	4.2%
Wisconsin Unemployment Rate	3.3%	3.8%
U.S. Unemployment Rate	4.4%	5.3%



ECONOMY con't

2021 WAGES

Occupation	Mean	Median
Bartenders	\$10.59	\$10.70
Bookkeeping/Accting/Audit Clerk	19.74	18.45
Cashiers	12.26	13.23
Nursing Assistants	16.04	16.56
Office Clerk, General	17.73	17.60
Physical Therapists	43.04	45.96
Secretary/Administrative Assistant	28.38	28.87
Tellers	15.70	14.26
Truck Drivers, Heavy/Tractor Trailer	23.56	23.01
Welder/Cutter/Solderer/Brazer	22.74	22.72

Source: Bureau of Labor Statistics, May 2021

INCOME (PER CAPITA)

	2019	2020	2021
Polk County	\$47,004	\$49,919	\$52,885
State of Wisconsin	\$52,893	\$55,941	\$59,626
United States	\$56,250	\$59,765	\$64,143

Source: U.S. Dept. of Commerce, Bureau of Economic Analysis

INFRASTRUCTURE

TRANSPORTATION

MAJOR HIGHWAYS

Highway Type	Name	Distance to Nearest
State Highways	35	0 miles
U.S. Highways	8	3 miles
Interstate Highways	I-35	24 miles

RAIL SERVICE

Provider(s)	Canadian National
-------------	-------------------

AIR SERVICE

Local Air Service

Nearest Local Airport	L.O. Simenstad Municipal-Osceola
Airport Classification	Medium General Aviation
Miles to Airport	4

Scheduled Air Service

Nearest Airport	Minn.-St. Paul International
Miles to Airport	44
Airline Service(s)	American, Delta, Southwest, United

UTILITIES

Electric Provider Polk-Burnett Electric

Natural Gas Provider Wisconsin Gas Co.

Telephone Provider CenturyLink
Fiber Optics Yes

Water Provider Municipal
Number of Wells 2
Total Well Capacity 756,000 YPD
Equipment Type Electric
Fluoridated n/a
Total Elevated Storage 200,000 gallons

Waste Water Provider Village of Osceola
Monthly Design Flow 530,000 GPD
Monthly Average Daily Flow 363,750 GPD
Year Facility Constructed 1981

REAL ESTATE AND TAXATION

REAL ESTATE EQUALIZED VALUES*

	2020	2021	2022
Village of Dresser	\$67	\$71	\$84
Polk County	\$5,368	\$5,840	\$6,925
State of Wisconsin	\$603,039	\$644,326	\$734,924

* NOTE: Equalized values for communities expressed in millions of dollars; Chippewa Falls/Eau Claire/Hudson/ Menomonie/River Falls/County/State in billions of dollars.

TAXATION-2021

Local Property Taxes

Effective Full Value Rate (per \$1,000)	\$19.95
Machinery, Equip and Inventory Tax	Exempt
Real and Personal Property Full Value	\$72,384,800

County Taxes

Sales Tax	0.5%
-----------	------

State Taxes

Sales Tax	5.0%
Corporate Income Tax	7.9%
Personal Income Tax	3.54 - 7.65%
Capital Gains Tax	30-60% exempt

INSTITUTIONS

EDUCATION

Vocational/Technical

Nearest VoTech	WITC
Location of VoTech	New Richmond
Miles to VoTech	25

University

Nearest University	UW-River Falls
Miles to University	46

HEALTH CARE

Hospital

Nearest Hospital	St. Croix Falls
Miles to Hospital	3

CONTACTS

LOCAL CONTACT

Jodi Gilbert, Clerk
Village of Dresser
102 W. Main St., PO Box 547
Dresser, WI 54009
715-755-2940

COUNTY CONTACT

Terry Hauer, Director
Polk County EDC
100 Polk Plaza, Suite 226
Balsam Lake, WI 54810
715-405-3400

REGIONAL CONTACT

WEST CENTRAL WISCONSIN REGIONAL PLANNING COMMISSION

800 Wisconsin Street, Mail Box 9
Eau Claire, WI 54703-3606
Phone: 715-836-2918
Fax: 715-836-2886
EMail: wcvrpc@wcvrpc.org
Internet: <http://www.wcvrpc.org>



Updated March 2023

Community PROFILE

Village of Frederic Polk County, Wisconsin

DEMOGRAPHICS

POPULATION

	2010	2022*
Village of Frederic	1,137	1,147
Polk County	44,205	45,348
State of Wisconsin	5,686,986	5,949,155

Source: U.S. Census *Estimate

HOUSING

Number of Housing Units 2017-2021

Village of Frederic	490
Polk County	24,145
State of Wisconsin	2,748,274

Source: U.S. Census, 2021 American Community Survey 5-Year Estimates

2017-2021 Median Value of: Owner-Occ. Units Gross Rent

Village of Frederic	\$170,200	\$681
Polk County	\$194,100	\$817
State of Wisconsin	\$230,700	\$921

Source: U.S. Census, 2021 American Community Survey 5-Year Estimates

ECONOMY

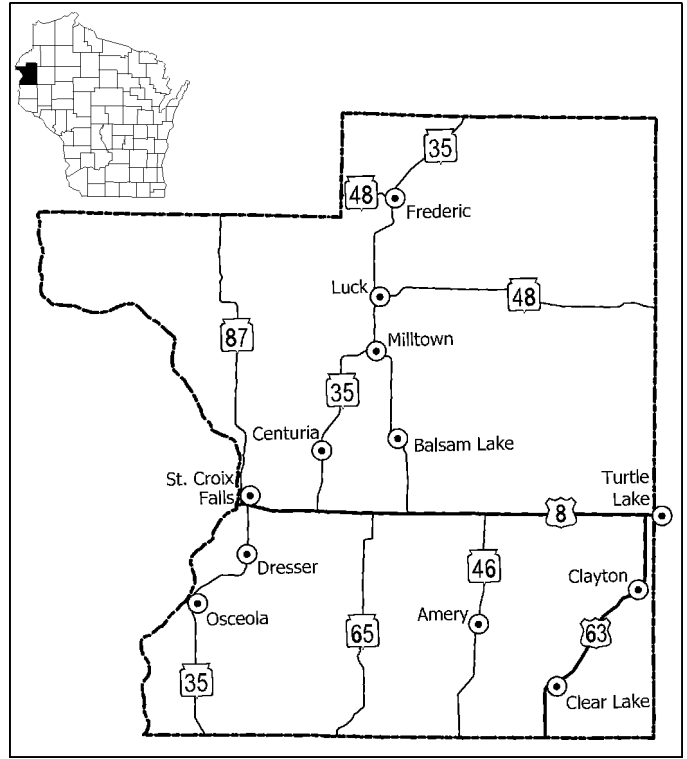
COUNTY EMPLOYMENT BY INDUSTRY - 2017-2021

Industry	Employees
Agriculture/Forestry/Fishing/Hunting/Mining	676
Construction	2,002
Manufacturing	5,500
Transportation and Warehousing, and Utilities	901
Information	247
Wholesale Trade	485
Retail Trade	2,040
Finance/Insurance/Real Estate/Rental/Leasing	905
Services	8,624
Public Administration	812
TOTAL EMPLOYMENT	22,192

Source: U.S. Census, 2021 American Community Survey 5-Year Estimates

EMPLOYMENT TRENDS

	2017	2021
Polk Co. Labor Force	24,912	25,025
Polk Co. Employed	23,984	23,985
Polk Co. Unemployed	928	1,040
Polk Co. Unemployment Rate	3.7%	4.2%
Wisconsin Unemployment Rate	3.3%	3.8%
U.S. Unemployment Rate	4.4%	5.3%



ECONOMY con't

2021 WAGES

Occupation	Mean	Median
Bartenders	\$10.59	\$10.70
Bookkeeping/Accounting/Audit Clerk	19.74	18.45
Cashiers	12.26	13.23
Nursing Assistants	16.04	16.56
Office Clerk, General	17.73	17.60
Physical Therapists	43.04	45.96
Secretary/Administrative Assistant	28.38	28.87
Tellers	15.70	14.26
Truck Drivers, Heavy/Tractor Trailer	23.56	23.01
Welder/Cutter/Solderer/Brazer	22.74	22.72

Source: Bureau of Labor Statistics, May 2021

INCOME (PER CAPITA)

	2019	2020	2021
Polk County	\$47,004	\$49,919	\$52,885
State of Wisconsin	\$52,893	\$55,941	\$59,626
United States	\$56,250	\$59,765	\$64,143

Source: U.S. Dept. of Commerce, Bureau of Economic Analysis

INFRASTRUCTURE

TRANSPORTATION

MAJOR HIGHWAYS

Highway Type	Name	Distance to Nearest
State Highways	35, 48	0 miles
U.S. Highways	8	25 miles
Interstate Highways	I-35	34 miles

RAIL SERVICE

Provider(s)	None
-------------	------

AIR SERVICE

Local Air Service

Nearest Local Airport	Burnett County-Siren
Airport Classification	Medium General Aviation
Miles to Airport	13

Scheduled Air Service

Nearest Airport	Minn.-St. Paul International
Miles to Airport	85
Airline Service(s)	American, Delta, Southwest, United

UTILITIES

Electric Provider Polk-Burnett Electric

Natural Gas Provider Wisconsin Gas Co.

Telephone Provider CenturyLink
Fiber Optics Yes

Water Provider Municipal
Number of Wells 4
Total Well Capacity 2,182,400 YPD
Equipment Type Electric/Natural Gas
Fluoridated n/a
Total Elevated Storage 200,000 gallons

Waste Water Provider Municipal
Monthly Design Flow 250,000 GPD
Monthly Average Daily Flow n/a
Year Facility Constructed 1981

REAL ESTATE AND TAXATION

REAL ESTATE EQUALIZED VALUES*

	2020	2021	2022
Village of Frederic	\$62	\$66	\$71
Polk County	\$5,368	\$5,840	\$6,925
State of Wisconsin	\$603,039	\$644,326	\$734,924

* NOTE: Equalized values for communities expressed in millions of dollars; Chippewa Falls/Eau Claire/Hudson/ Menomonie/River Falls/County/State in billions of dollars.

TAXATION-2021

Local Property Taxes

Effective Full Value Rate (per \$1,000)	\$20.12
Machinery, Equip and Inventory Tax	Exempt
Real and Personal Property Full Value	\$67,667,400

County Taxes

Sales Tax	0.5%
-----------	------

State Taxes

Sales Tax	5.0%
Corporate Income Tax	7.9%
Personal Income Tax	3.54 - 7.65%
Capital Gains Tax	30-60% exempt

INSTITUTIONS

EDUCATION

Vocational/Technical

Nearest VoTech	WITC
Location of VoTech	New Richmond
Miles to VoTech	43

University

Nearest University	UW-Rice Lake - Barron Co.
Miles to University	48

HEALTH CARE

Hospital

Nearest Hospital	Grantsburg
Miles to Hospital	18

CONTACTS

LOCAL CONTACT

Janice Schott, Clerk
Village of Frederic
PO Box 567
Frederic, WI 54837
715-327-4294

COUNTY CONTACT

Terry Hauer, Director
Polk County EDC
100 Polk Plaza, Suite 226
Balsam Lake, WI 54810
715-405-3400

REGIONAL CONTACT

WEST CENTRAL WISCONSIN REGIONAL PLANNING COMMISSION

800 Wisconsin Street, Mail Box 9
Eau Claire, WI 54703-3606
Phone: 715-836-2918
Fax: 715-836-2886
EMail: wcvrpc@wcvrpc.org
Internet: <http://www.wcvrpc.org>



Updated March 2023

Community PROFILE

Village of Luck Polk County, Wisconsin

DEMOGRAPHICS

POPULATION

	2010	2022*
Village of Luck	1,119	1,089
Polk County	44,205	45,348
State of Wisconsin	5,686,986	5,949,155

Source: U.S. Census *Estimate

HOUSING

Number of Housing Units 2017-2021

Village of Luck	574
Polk County	24,145
State of Wisconsin	2,748,274

Source: U.S. Census, 2021 American Community Survey 5-Year Estimates

2017-2021 Median Value of: Owner-Occ. Units Gross Rent

Village of Luck	\$113,000	\$737
Polk County	\$194,100	\$817
State of Wisconsin	\$230,700	\$921

Source: U.S. Census, 2021 American Community Survey 5-Year Estimates

ECONOMY

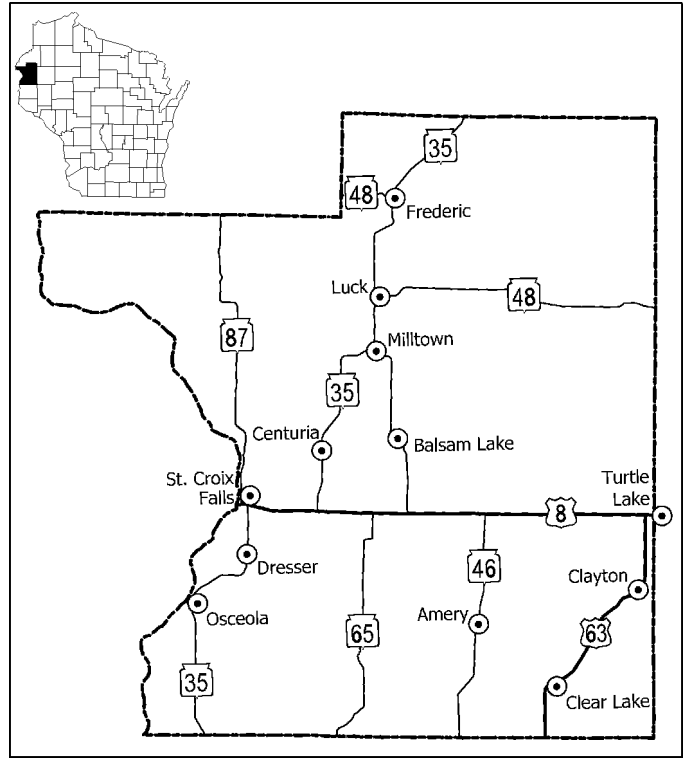
COUNTY EMPLOYMENT BY INDUSTRY - 2017-2021

Industry	Employees
Agriculture/Forestry/Fishing/Hunting/Mining	676
Construction	2,002
Manufacturing	5,500
Transportation and Warehousing, and Utilities	901
Information	247
Wholesale Trade	485
Retail Trade	2,040
Finance/Insurance/Real Estate/Rental/Leasing	905
Services	8,624
Public Administration	812
TOTAL EMPLOYMENT	22,192

Source: U.S. Census, 2021 American Community Survey 5-Year Estimates

EMPLOYMENT TRENDS

	2017	2021
Polk Co. Labor Force	24,912	25,025
Polk Co. Employed	23,984	23,985
Polk Co. Unemployed	928	1,040
Polk Co. Unemployment Rate	3.7%	4.2%
Wisconsin Unemployment Rate	3.3%	3.8%
U.S. Unemployment Rate	4.4%	5.3%



ECONOMY con't

2021 WAGES

Occupation	Mean	Median
Bartenders	\$10.59	\$10.70
Bookkeeping/Accounting/Audit Clerk	19.74	18.45
Cashiers	12.26	13.23
Nursing Assistants	16.04	16.56
Office Clerk, General	17.73	17.60
Physical Therapists	43.04	45.96
Secretary/Administrative Assistant	28.38	28.87
Tellers	15.70	14.26
Truck Drivers, Heavy/Tractor Trailer	23.56	23.01
Welder/Cutter/Solderer/Brazer	22.74	22.72

Source: Bureau of Labor Statistics, May 2021

INCOME (PER CAPITA)

	2019	2020	2021
Polk County	\$47,004	\$49,919	\$52,885
State of Wisconsin	\$52,893	\$55,941	\$59,626
United States	\$56,250	\$59,765	\$64,143

Source: U.S. Dept. of Commerce, Bureau of Economic Analysis

INFRASTRUCTURE

TRANSPORTATION

MAJOR HIGHWAYS

Highway Type	Name	Distance to Nearest
State Highways	35, 48	0 miles
U.S. Highways	61	40 miles
Interstate Highways	I-35	40 miles

RAIL SERVICE

Provider(s)	None
-------------	------

AIR SERVICE

Local Air Service

Nearest Local Airport	Burnett County-Siren
Airport Classification	Medium General Aviation
Miles to Airport	19

Scheduled Air Service

Nearest Airport	Minn.-St. Paul International
Miles to Airport	75
Airline Service(s)	American, Delta, Southwest, United

UTILITIES

Electric Provider	Polk-Burnett Electric
Natural Gas Provider	Wisconsin Gas Co.
Telephone Provider	Lakeland Communications
Fiber Optics	Yes
Water Provider	Municipal
Number of Wells	2
Total Well Capacity	1,116,000 YPD
Equipment Type	Electric
Fluoridated	No
Total Elevated Storage	300,000 gallons
Waste Water Provider	Municipal
Monthly Design Flow	365,000 GPD
Monthly Average Daily Flow	211,167 GPD
Year Facility Constructed	1987

REAL ESTATE AND TAXATION

REAL ESTATE EQUALIZED VALUES*

	2020	2021	2022
Village of Luck	\$82	\$86	\$98
Polk County	\$5,368	\$5,840	\$6,925
State of Wisconsin	\$603,039	\$644,326	\$734,924

* NOTE: Equalized values for communities expressed in millions of dollars; Chippewa Falls/Eau Claire/Hudson/ Menomonie/River Falls/County/State in billions of dollars.

TAXATION-2021

Local Property Taxes

Effective Full Value Rate (per \$1,000)	\$20.17
Machinery, Equip and Inventory Tax	Exempt
Real and Personal Property Full Value	\$87,133,700

County Taxes

Sales Tax	0.5%
-----------	------

State Taxes

Sales Tax	5.0%
Corporate Income Tax	7.9%
Personal Income Tax	3.54 - 7.65%
Capital Gains Tax	30-60% exempt

INSTITUTIONS

EDUCATION

Vocational/Technical

Nearest VoTech	WITC
Location of VoTech	Rice Lake
Miles to VoTech	39

University

Nearest University	UW-Rice Lake - Barron Co.
Miles to University	39

HEALTH CARE

Hospital

Nearest Hospital	St. Croix Falls
Miles to Hospital	19

CONTACTS

LOCAL CONTACT

Lori Pardun, Clerk
Village of Luck
401 Main St., PO Box 315
Luck, WI 54853
715-472-2221

COUNTY CONTACT

Terry Hauer, Director
Polk County EDC
100 Polk Plaza, Suite 226
Balsam Lake, WI 54810
715-405-3400

REGIONAL CONTACT

WEST CENTRAL WISCONSIN REGIONAL PLANNING COMMISSION

800 Wisconsin Street, Mail Box 9
Eau Claire, WI 54703-3606
Phone: 715-836-2918
Fax: 715-836-2886
EMail: wcvrpc@wcvrpc.org
Internet: <http://www.wcvrpc.org>



Updated March 2023

Community PROFILE

Village of Milltown Polk County, Wisconsin

DEMOGRAPHICS

POPULATION

	2010	2022*
Village of Milltown	917	952
Polk County	44,205	45,348
State of Wisconsin	5,686,986	5,949,155

Source: U.S. Census *Estimate

HOUSING

Number of Housing Units 2017-2021

Village of Milltown	497
Polk County	24,145
State of Wisconsin	2,748,274

Source: U.S. Census, 2021 American Community Survey 5-Year Estimates

2017-2021 Median Value of: Owner-Occ. Units Gross Rent

Village of Milltown	\$95,100	\$642
Polk County	\$194,100	\$817
State of Wisconsin	\$230,700	\$921

Source: U.S. Census, 2021 American Community Survey 5-Year Estimates

ECONOMY

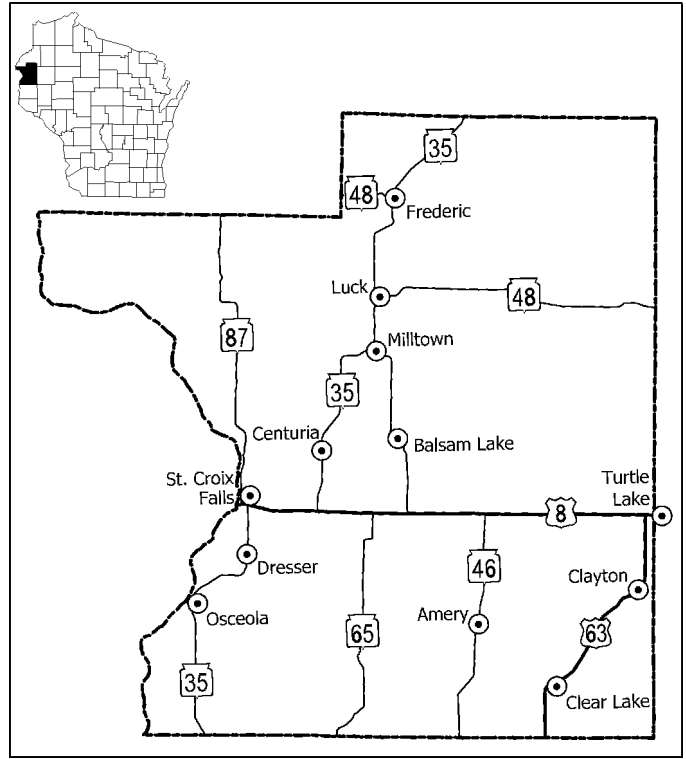
COUNTY EMPLOYMENT BY INDUSTRY - 2017-2021

Industry	Employees
Agriculture/Forestry/Fishing/Hunting/Mining	676
Construction	2,002
Manufacturing	5,500
Transportation and Warehousing, and Utilities	901
Information	247
Wholesale Trade	485
Retail Trade	2,040
Finance/Insurance/Real Estate/Rental/Leasing	905
Services	8,624
Public Administration	812
TOTAL EMPLOYMENT	22,192

Source: U.S. Census, 2021 American Community Survey 5-Year Estimates

EMPLOYMENT TRENDS

	2017	2021
Polk Co. Labor Force	24,912	25,025
Polk Co. Employed	23,984	23,985
Polk Co. Unemployed	928	1,040
Polk Co. Unemployment Rate	3.7%	4.2%
Wisconsin Unemployment Rate	3.3%	3.8%
U.S. Unemployment Rate	4.4%	5.3%



ECONOMY con't

2021 WAGES

Occupation	Mean	Median
Bartenders	\$10.59	\$10.70
Bookkeeping/Accounting/Audit Clerk	19.74	18.45
Cashiers	12.26	13.23
Nursing Assistants	16.04	16.56
Office Clerk, General	17.73	17.60
Physical Therapists	43.04	45.96
Secretary/Administrative Assistant	28.38	28.87
Tellers	15.70	14.26
Truck Drivers, Heavy/Tractor Trailer	23.56	23.01
Welder/Cutter/Solderer/Brazer	22.74	22.72

Source: Bureau of Labor Statistics, May 2021

INCOME (PER CAPITA)

	2019	2020	2021
Polk County	\$47,004	\$49,919	\$52,885
State of Wisconsin	\$52,893	\$55,941	\$59,626
United States	\$56,250	\$59,765	\$64,143

Source: U.S. Dept. of Commerce, Bureau of Economic Analysis

INFRASTRUCTURE

TRANSPORTATION

MAJOR HIGHWAYS

Highway Type	Name	Distance to Nearest
State Highways	35	0 miles
U.S. Highways	8	10 miles
Interstate Highways	I-35	35 miles

RAIL SERVICE

Provider(s)	None
--------------------	------

AIR SERVICE

Local Air Service

Nearest Local Airport	Amery Municipal
Airport Classification	Medium General Aviation
Miles to Airport	24

Scheduled Air Service

Nearest Airport	Minn.-St. Paul International
Miles to Airport	70
Airline Service(s)	American, Delta, Southwest, United

UTILITIES

Electric Provider	Polk-Burnett Electric
Natural Gas Provider	Wisconsin Gas Co.
Telephone Provider	Lakeland Communications
Fiber Optics	Yes
Water Provider	Municipal
Number of Wells	2
Total Well Capacity	220,800 YPD
Equipment Type	Electric
Fluoridated	n/a
Total Elevated Storage	75,000 gallons
Waste Water Provider	Municipal
Monthly Design Flow	90,000 GPD
Monthly Average Daily Flow	70,000 GPD
Year Facility Constructed	1998

REAL ESTATE AND TAXATION

REAL ESTATE EQUALIZED VALUES*

	2020	2021	2022
Village of Milltown	\$47	\$51	\$58
Polk County	\$5,368	\$5,840	\$6,925
State of Wisconsin	\$603,039	\$644,326	\$734,924

* NOTE: Equalized values for communities expressed in millions of dollars; Chippewa Falls/Eau Claire/Hudson/ Menomonie/River Falls/County/State in billions of dollars.

TAXATION-2021

Local Property Taxes

Effective Full Value Rate (per \$1,000)	\$21.68
Machinery, Equip and Inventory Tax	Exempt
Real and Personal Property Full Value	\$51,147,000

County Taxes

Sales Tax	0.5%
-----------	------

State Taxes

Sales Tax	5.0%
Corporate Income Tax	7.9%
Personal Income Tax	3.54 - 7.65%
Capital Gains Tax	30-60% exempt

INSTITUTIONS

EDUCATION

Vocational/Technical

Nearest VoTech	WITC
Location of VoTech	New Richmond
Miles to VoTech	33

University

Nearest University	UW-Rice Lake - Barron Co.
Miles to University	44

HEALTH CARE

Hospital

Nearest Hospital	St. Croix Falls
Miles to Hospital	14

CONTACTS

LOCAL CONTACT

Amy Albrecht, Clerk
Village of Milltown
89 Main St., PO Box 485
Milltown, WI 54858
715-825-3258

COUNTY CONTACT

Terry Hauer, Director
Polk County EDC
100 Polk Plaza, Suite 226
Balsam Lake, WI 54810
715-405-3400

REGIONAL CONTACT

WEST CENTRAL WISCONSIN REGIONAL PLANNING COMMISSION

800 Wisconsin Street, Mail Box 9
Eau Claire, WI 54703-3606
Phone: 715-836-2918
Fax: 715-836-2886
EMail: wcvrpc@wcvrpc.org
Internet: <http://www.wcvrpc.org>



Updated March 2023

Community PROFILE

Village of Osceola Polk County, Wisconsin

DEMOGRAPHICS

POPULATION

	2010	2022*
Village of Osceola	2,568	2,824
Polk County	44,205	45,348
State of Wisconsin	5,686,986	5,949,155

Source: U.S. Census *Estimate

HOUSING

Number of Housing Units 2017-2021

Village of Osceola	1,261
Polk County	24,145
State of Wisconsin	2,748,274

Source: U.S. Census, 2021 American Community Survey 5-Year Estimates

2017-2021 Median Value of: Owner-Occ. Units Gross Rent

Village of Osceola	\$171,900	\$875
Polk County	\$194,100	\$817
State of Wisconsin	\$230,700	\$921

Source: U.S. Census, 2021 American Community Survey 5-Year Estimates

ECONOMY

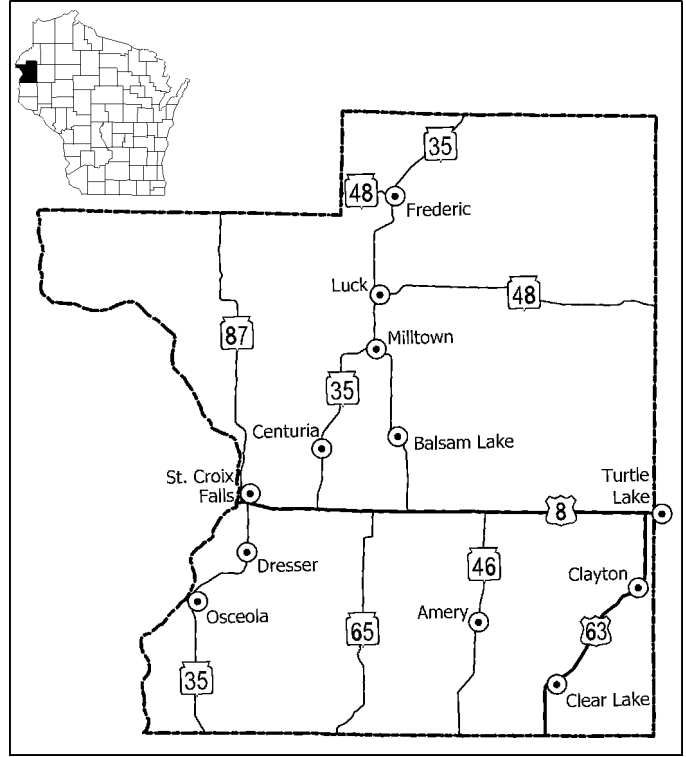
COUNTY EMPLOYMENT BY INDUSTRY - 2017-2021

Industry	Employees
Agriculture/Forestry/Fishing/Hunting/Mining	676
Construction	2,002
Manufacturing	5,500
Transportation and Warehousing, and Utilities	901
Information	247
Wholesale Trade	485
Retail Trade	2,040
Finance/Insurance/Real Estate/Rental/Leasing	905
Services	8,624
Public Administration	812
TOTAL EMPLOYMENT	22,192

Source: U.S. Census, 2021 American Community Survey 5-Year Estimates

EMPLOYMENT TRENDS

	2017	2021
Polk Co. Labor Force	24,912	25,025
Polk Co. Employed	23,984	23,985
Polk Co. Unemployed	928	1,040
Polk Co. Unemployment Rate	3.7%	4.2%
Wisconsin Unemployment Rate	3.3%	3.8%
U.S. Unemployment Rate	4.4%	5.3%



ECONOMY con't

2021 WAGES

Occupation	Mean	Median
Bartenders	\$10.59	\$10.70
Bookkeeping/Accounting/Audit Clerk	19.74	18.45
Cashiers	12.26	13.23
Nursing Assistants	16.04	16.56
Office Clerk, General	17.73	17.60
Physical Therapists	43.04	45.96
Secretary/Administrative Assistant	28.38	28.87
Tellers	15.70	14.26
Truck Drivers, Heavy/Tractor Trailer	23.56	23.01
Welder/Cutter/Solderer/Brazer	22.74	22.72

Source: Bureau of Labor Statistics, May 2021

INCOME (PER CAPITA)

	2019	2020	2021
Polk County	\$47,004	\$49,919	\$52,885
State of Wisconsin	\$52,893	\$55,941	\$59,626
United States	\$56,250	\$59,765	\$64,143

Source: U.S. Dept. of Commerce, Bureau of Economic Analysis

INFRASTRUCTURE

TRANSPORTATION

MAJOR HIGHWAYS

Highway Type	Name	Distance to Nearest
State Highways	35, 243	0 miles
U.S. Highways	8	8 miles
Interstate Highways	I-35	20 miles

RAIL SERVICE

Provider(s)	Canadian National
-------------	-------------------

AIR SERVICE

Local Air Service

Nearest Local Airport	L.O. Simenstad Municipal-Osceola
Airport Classification	Medium General Aviation
Miles to Airport	0

Scheduled Air Service

Nearest Airport	Minn.-St. Paul International
Miles to Airport	45
Airline Service(s)	American, Delta, Southwest, United

UTILITIES

Electric Provider Polk-Burnett Electric

Natural Gas Provider Wisconsin Gas Co.

Telephone Provider CenturyLink
Fiber Optics Yes

Water Provider Municipal
Number of Wells 2
Total Well Capacity 2,292,000 YPD
Equipment Type Electric
Fluoridated Yes
Total Elevated Storage 600,000 gallons

Waste Water Provider Municipal
Monthly Design Flow 609,000 GPD
Monthly Average Daily Flow 320,000 GPD
Year Facility Constructed 1981/2003

REAL ESTATE AND TAXATION

REAL ESTATE EQUALIZED VALUES*

	2020	2021	2022
Village of Osceola	\$224	\$248	\$294
Polk County	\$5,368	\$5,840	\$6,925
State of Wisconsin	\$603,039	\$644,326	\$734,924

* NOTE: Equalized values for communities expressed in millions of dollars; Chippewa Falls/Eau Claire/Hudson/ Menomonie/River Falls/County/State in billions of dollars.

TAXATION-2021

Local Property Taxes

Effective Full Value Rate (per \$1,000)	\$18.67
Machinery, Equip and Inventory Tax	Exempt
Real and Personal Property Full Value	\$261,336,800

County Taxes

Sales Tax	0.5%
-----------	------

State Taxes

Sales Tax	5.0%
Corporate Income Tax	7.9%
Personal Income Tax	3.54 - 7.65%
Capital Gains Tax	30-60% exempt

INSTITUTIONS

EDUCATION

Vocational/Technical

Nearest VoTech	WITC
Location of VoTech	New Richmond
Miles to VoTech	21

University

Nearest University	UW-Rice Lake - Barron Co.
Miles to University	46

HEALTH CARE

Hospital

Nearest Hospital	Osceola
Miles to Hospital	0

CONTACTS

LOCAL CONTACT

Benjamin Krumenauer, Admin
Village of Osceola
310 Chieftain St., PO Box 217
Osceola, WI 54020
715-294-3498

COUNTY CONTACT

Terry Hauer, Director
Polk County EDC
100 Polk Plaza, Suite 226
Balsam Lake, WI 54810
715-405-3400

REGIONAL CONTACT

WEST CENTRAL WISCONSIN REGIONAL PLANNING COMMISSION

800 Wisconsin Street, Mail Box 9
Eau Claire, WI 54703-3606
Phone: 715-836-2918
Fax: 715-836-2886
EMail: wcvrpc@wcvrpc.org
Internet: <http://www.wcvrpc.org>



Updated March 2023

Community PROFILE

City of St. Croix Falls Polk County, Wisconsin

DEMOGRAPHICS

POPULATION

	2010	2022*
City of St. Croix Falls	2,133	2,222
Polk County	44,205	45,348
State of Wisconsin	5,686,986	5,949,155

Source: U.S. Census *Estimate

HOUSING

Number of Housing Units 2017-2021

City of St. Croix Falls	1,024
Polk County	24,145
State of Wisconsin	2,748,274

Source: U.S. Census, 2021 American Community Survey 5-Year Estimates

2017-2021 Median Value of: Owner-Occ. Units Gross Rent

City of St. Croix Falls	\$172,000	\$798
Polk County	\$194,100	\$817
State of Wisconsin	\$230,700	\$921

Source: U.S. Census, 2021 American Community Survey 5-Year Estimates

ECONOMY

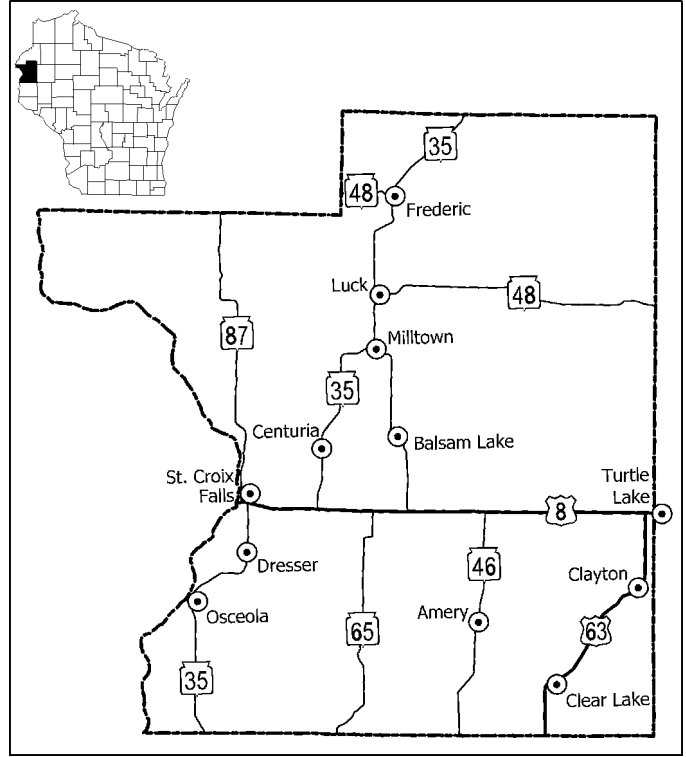
COUNTY EMPLOYMENT BY INDUSTRY - 2017-2021

Industry	Employees
Agriculture/Forestry/Fishing/Hunting/Mining	676
Construction	2,002
Manufacturing	5,500
Transportation and Warehousing, and Utilities	901
Information	247
Wholesale Trade	485
Retail Trade	2,040
Finance/Insurance/Real Estate/Rental/Leasing	905
Services	8,624
Public Administration	812
TOTAL EMPLOYMENT	22,192

Source: U.S. Census, 2021 American Community Survey 5-Year Estimates

EMPLOYMENT TRENDS

	2017	2021
Polk Co. Labor Force	24,912	25,025
Polk Co. Employed	23,984	23,985
Polk Co. Unemployed	928	1,040
Polk Co. Unemployment Rate	3.7%	4.2%
Wisconsin Unemployment Rate	3.3%	3.8%
U.S. Unemployment Rate	4.4%	5.3%



ECONOMY con't

2021 WAGES

Occupation	Mean	Median
Bartenders	\$10.59	\$10.70
Bookkeeping/Accting/Audit Clerk	19.74	18.45
Cashiers	12.26	13.23
Nursing Assistants	16.04	16.56
Office Clerk, General	17.73	17.60
Physical Therapists	43.04	45.96
Secretary/Administrative Assistant	28.38	28.87
Tellers	15.70	14.26
Truck Drivers, Heavy/Tractor Trailer	23.56	23.01
Welder/Cutter/Solderer/Brazer	22.74	22.72

Source: Bureau of Labor Statistics, May 2021

INCOME (PER CAPITA)

	2019	2020	2021
Polk County	\$47,004	\$49,919	\$52,885
State of Wisconsin	\$52,893	\$55,941	\$59,626
United States	\$56,250	\$59,765	\$64,143

Source: U.S. Dept. of Commerce, Bureau of Economic Analysis

INFRASTRUCTURE

TRANSPORTATION

MAJOR HIGHWAYS

Highway Type	Name	Distance to Nearest
State Highways	35, 87	0 miles
U.S. Highways	8	0 miles
Interstate Highways	I-35	25 miles

RAIL SERVICE

Provider(s)	None
-------------	------

AIR SERVICE

Local Air Service

Nearest Local Airport	L.O. Simenstad Municipal-Osceola
Airport Classification	Medium General Aviation
Miles to Airport	7

Scheduled Air Service

Nearest Airport	Minn.-St. Paul International
Miles to Airport	55
Airline Service(s)	American, Delta, Southwest, United

UTILITIES

Electric Provider Polk-Burnett Electric

Natural Gas Provider Wisconsin Gas Co.

Telephone Provider CenturyLink
Fiber Optics Yes

Water Provider Municipal
Number of Wells 5
Total Well Capacity 763,200 YPD
Equipment Type Electric
Fluoridated Yes
Total Elevated Storage 615,000 gallons

Waste Water Provider Municipal
Monthly Design Flow 398,000 GPD
Monthly Average Daily Flow 282,000 GPD
Year Facility Constructed 1984

REAL ESTATE AND TAXATION

REAL ESTATE EQUALIZED VALUES*

	2020	2021	2022
City of St. Croix Falls	\$243	\$261	\$291
Polk County	\$5,368	\$5,840	\$6,925
State of Wisconsin	\$603,039	\$644,326	\$734,924

* NOTE: Equalized values for communities expressed in millions of dollars; Chippewa Falls/Eau Claire/Hudson/ Menomonie/River Falls/County/State in billions of dollars.

TAXATION-2021

Local Property Taxes

Effective Full Value Rate (per \$1,000)	\$18.00
Machinery, Equip and Inventory Tax	Exempt
Real and Personal Property Full Value	\$267,610,000

County Taxes

Sales Tax	0.5%
-----------	------

State Taxes

Sales Tax	5.0%
Corporate Income Tax	7.9%
Personal Income Tax	3.54 - 7.65%
Capital Gains Tax	30-60% exempt

INSTITUTIONS

EDUCATION

Vocational/Technical

Nearest VoTech	WITC
Location of VoTech	New Richmond
Miles to VoTech	28

University

Nearest University	UW-Rice Lake - Barron Co.
Miles to University	42

HEALTH CARE

Hospital

Nearest Hospital	St. Croix Falls
Miles to Hospital	0

CONTACTS

LOCAL CONTACT

Joel West, Administrator
City of St. Croix Falls
710 Hwy. 35 South
St. Croix Falls, WI 54024
715-483-3929

COUNTY CONTACT

Terry Hauer, Director
Polk County EDC
100 Polk Plaza, Suite 226
Balsam Lake, WI 54810
715-405-3400

REGIONAL CONTACT

WEST CENTRAL WISCONSIN REGIONAL PLANNING COMMISSION

800 Wisconsin Street, Mail Box 9
Eau Claire, WI 54703-3606
Phone: 715-836-2918
Fax: 715-836-2886
EMail: wcvrpc@wcvrpc.org
Internet: <http://www.wcvrpc.org>



Updated March 2023